

# INTERNATIONAL STANDARD

## NORME INTERNATIONALE



**Industrial communication networks – Profiles –  
Part 3: Functional safety fieldbuses – General rules and profile definitions**

**Réseaux de communication industriels – Profils –  
Partie 3: Bus de terrain de sécurité fonctionnelle – Règles générales et  
définitions de profils**



**THIS PUBLICATION IS COPYRIGHT PROTECTED**  
**Copyright © 2016 IEC, Geneva, Switzerland**

All rights reserved. Unless otherwise specified, no part of this publication may be reproduced or utilized in any form or by any means, electronic or mechanical, including photocopying and microfilm, without permission in writing from either IEC or IEC's member National Committee in the country of the requester. If you have any questions about IEC copyright or have an enquiry about obtaining additional rights to this publication, please contact the address below or your local IEC member National Committee for further information.

Droits de reproduction réservés. Sauf indication contraire, aucune partie de cette publication ne peut être reproduite ni utilisée sous quelque forme que ce soit et par aucun procédé, électronique ou mécanique, y compris la photocopie et les microfilms, sans l'accord écrit de l'IEC ou du Comité national de l'IEC du pays du demandeur. Si vous avez des questions sur le copyright de l'IEC ou si vous désirez obtenir des droits supplémentaires sur cette publication, utilisez les coordonnées ci-après ou contactez le Comité national de l'IEC de votre pays de résidence.

IEC Central Office  
3, rue de Varembe  
CH-1211 Geneva 20  
Switzerland

Tel.: +41 22 919 02 11  
Fax: +41 22 919 03 00  
[info@iec.ch](mailto:info@iec.ch)  
[www.iec.ch](http://www.iec.ch)

#### About the IEC

The International Electrotechnical Commission (IEC) is the leading global organization that prepares and publishes International Standards for all electrical, electronic and related technologies.

#### About IEC publications

The technical content of IEC publications is kept under constant review by the IEC. Please make sure that you have the latest edition, a corrigenda or an amendment might have been published.

#### IEC Catalogue - [webstore.iec.ch/catalogue](http://webstore.iec.ch/catalogue)

The stand-alone application for consulting the entire bibliographical information on IEC International Standards, Technical Specifications, Technical Reports and other documents. Available for PC, Mac OS, Android Tablets and iPad.

#### IEC publications search - [www.iec.ch/searchpub](http://www.iec.ch/searchpub)

The advanced search enables to find IEC publications by a variety of criteria (reference number, text, technical committee,...). It also gives information on projects, replaced and withdrawn publications.

#### IEC Just Published - [webstore.iec.ch/justpublished](http://webstore.iec.ch/justpublished)

Stay up to date on all new IEC publications. Just Published details all new publications released. Available online and also once a month by email.

#### Electropedia - [www.electropedia.org](http://www.electropedia.org)

The world's leading online dictionary of electronic and electrical terms containing 20 000 terms and definitions in English and French, with equivalent terms in 15 additional languages. Also known as the International Electrotechnical Vocabulary (IEV) online.

#### IEC Glossary - [std.iec.ch/glossary](http://std.iec.ch/glossary)

65 000 electrotechnical terminology entries in English and French extracted from the Terms and Definitions clause of IEC publications issued since 2002. Some entries have been collected from earlier publications of IEC TC 37, 77, 86 and CISPR.

#### IEC Customer Service Centre - [webstore.iec.ch/csc](http://webstore.iec.ch/csc)

If you wish to give us your feedback on this publication or need further assistance, please contact the Customer Service Centre: [csc@iec.ch](mailto:csc@iec.ch).

#### A propos de l'IEC

La Commission Electrotechnique Internationale (IEC) est la première organisation mondiale qui élabore et publie des Normes internationales pour tout ce qui a trait à l'électricité, à l'électronique et aux technologies apparentées.

#### A propos des publications IEC

Le contenu technique des publications IEC est constamment revu. Veuillez vous assurer que vous possédez l'édition la plus récente, un corrigendum ou amendement peut avoir été publié.

#### Catalogue IEC - [webstore.iec.ch/catalogue](http://webstore.iec.ch/catalogue)

Application autonome pour consulter tous les renseignements bibliographiques sur les Normes internationales, Spécifications techniques, Rapports techniques et autres documents de l'IEC. Disponible pour PC, Mac OS, tablettes Android et iPad.

#### Recherche de publications IEC - [www.iec.ch/searchpub](http://www.iec.ch/searchpub)

La recherche avancée permet de trouver des publications IEC en utilisant différents critères (numéro de référence, texte, comité d'études,...). Elle donne aussi des informations sur les projets et les publications remplacées ou retirées.

#### IEC Just Published - [webstore.iec.ch/justpublished](http://webstore.iec.ch/justpublished)

Restez informé sur les nouvelles publications IEC. Just Published détaille les nouvelles publications parues. Disponible en ligne et aussi une fois par mois par email.

#### Electropedia - [www.electropedia.org](http://www.electropedia.org)

Le premier dictionnaire en ligne de termes électroniques et électriques. Il contient 20 000 termes et définitions en anglais et en français, ainsi que les termes équivalents dans 15 langues additionnelles. Egalement appelé Vocabulaire Electrotechnique International (IEV) en ligne.

#### Glossaire IEC - [std.iec.ch/glossary](http://std.iec.ch/glossary)

65 000 entrées terminologiques électrotechniques, en anglais et en français, extraites des articles Termes et Définitions des publications IEC parues depuis 2002. Plus certaines entrées antérieures extraites des publications des CE 37, 77, 86 et CISPR de l'IEC.

#### Service Clients - [webstore.iec.ch/csc](http://webstore.iec.ch/csc)

Si vous désirez nous donner des commentaires sur cette publication ou si vous avez des questions contactez-nous: [csc@iec.ch](mailto:csc@iec.ch).

# INTERNATIONAL STANDARD

## NORME INTERNATIONALE



**Industrial communication networks – Profiles –  
Part 3: Functional safety fieldbuses – General rules and profile definitions**

**Réseaux de communication industriels – Profils –  
Partie 3: Bus de terrain de sécurité fonctionnelle – Règles générales et  
définitions de profils**

INTERNATIONAL  
ELECTROTECHNICAL  
COMMISSION

COMMISSION  
ELECTROTECHNIQUE  
INTERNATIONALE

ICS 25.040.40; 35.100.05

ISBN 978-2-8322-3238-5

**Warning! Make sure that you obtained this publication from an authorized distributor.**

**Attention! Veuillez vous assurer que vous avez obtenu cette publication via un distributeur agréé.**

## CONTENTS

FOREWORD.....	7
0 Introduction .....	9
0.1 General.....	9
0.2 Transition from Edition 2 to extended assessment methods in Edition 3.....	11
0.3 Patent declaration .....	12
1 Scope.....	13
2 Normative references.....	13
3 Terms, definitions, symbols, abbreviated terms and conventions.....	15
3.1 Terms and definitions .....	15
3.2 Symbols and abbreviated terms.....	22
4 Conformance.....	23
5 Basics of safety-related fieldbus systems .....	23
5.1 Safety function decomposition .....	23
5.2 Communication system .....	24
5.2.1 General .....	24
5.2.2 IEC 61158 fieldbuses .....	24
5.2.3 Communication channel types .....	25
5.2.4 Safety function response time .....	25
5.3 Communication errors .....	26
5.3.1 General .....	26
5.3.2 Corruption.....	26
5.3.3 Unintended repetition .....	26
5.3.4 Incorrect sequence .....	26
5.3.5 Loss .....	27
5.3.6 Unacceptable delay.....	27
5.3.7 Insertion .....	27
5.3.8 Masquerade.....	27
5.3.9 Addressing.....	27
5.4 Deterministic rererral measures .....	27
5.4.1 General .....	27
5.4.2 Sequence number .....	27
5.4.3 Time stamp.....	27
5.4.4 Time expectation.....	28
5.4.5 Connection authentication .....	28
5.4.6 Feedback message .....	28
5.4.7 Data integrity assurance.....	28
5.4.8 Redundancy with cross checking .....	28
5.4.9 Different data integrity assurance systems.....	29
5.5 Typical relationships between errors and safety measures .....	29
5.6 Communication phases .....	30
5.7 FSCP implementation aspects .....	31
5.8 Data integrity considerations .....	31
5.8.1 Calculation of the residual error rate.....	31
5.8.2 Total residual error rate and SIL.....	33
5.9 Relationship between functional safety and security.....	34
5.10 Boundary conditions and constraints.....	35

5.10.1	Electrical safety .....	35
5.10.2	Electromagnetic compatibility (EMC) .....	35
5.11	Installation guidelines .....	36
5.12	Safety manual .....	36
5.13	Safety policy .....	36
6	Communication Profile Family 1 (FOUNDATION™ Fieldbus) – Profiles for functional safety .....	37
7	Communication Profile Family 2 (CIP™) and Family 16 (SERCOS®) – Profiles for functional safety .....	37
8	Communication Profile Family 3 (PROFIBUS™, PROFINET™) – Profiles for functional safety .....	37
9	Communication Profile Family 6 (INTERBUS®) – Profiles for functional safety .....	38
10	Communication Profile Family 8 (CC-Link™) – Profiles for functional safety .....	38
10.1	Functional Safety Communication Profile 8/1 .....	38
10.2	Functional Safety Communication Profile 8/2 .....	39
11	Communication Profile Family 12 (EtherCAT™) – Profiles for functional safety .....	39
12	Communication Profile Family 13 (Ethernet POWERLINK™) – Profiles for functional safety .....	40
13	Communication Profile Family 14 (EPA®) – Profiles for functional safety .....	40
14	Communication Profile Family 17 (RAPIEnet™) – Profiles for functional safety .....	40
15	Communication Profile Family 18 (SafetyNET p™ Fieldbus) – Profiles for functional safety .....	41
Annex A	(informative) Example functional safety communication models .....	42
A.1	General .....	42
A.2	Model A (single message, channel and FAL, redundant SCLs) .....	42
A.3	Model B (full redundancy) .....	42
A.4	Model C (redundant messages, FALs and SCLs, single channel) .....	43
A.5	Model D (redundant messages and SCLs, single channel and FAL) .....	43
Annex B	(normative) Safety communication channel model using CRC-based error checking .....	45
B.1	Overview .....	45
B.2	Channel model for calculations .....	45
B.3	Bit error probability $P_e$ .....	46
B.4	Cyclic redundancy checking .....	47
B.4.1	General .....	47
B.4.2	Considerations concerning CRC polynomials .....	48
Annex C	(informative) Structure of technology-specific parts .....	50
Annex D	(informative) Assessment guideline .....	52
D.1	Overview .....	52
D.2	Channel types .....	52
D.2.1	General .....	52
D.2.2	Black channel .....	52
D.2.3	White channel .....	52
D.3	Data integrity considerations for white channel approaches .....	53
D.3.1	General .....	53
D.3.2	Models B and C .....	53
D.3.3	Models A and D .....	54
D.4	Verification of safety measures .....	55

D.4.1	General .....	55
D.4.2	Implementation .....	55
D.4.3	"De-energize to trip" principle .....	55
D.4.4	Safe state .....	55
D.4.5	Transmission errors .....	55
D.4.6	Safety reaction and response times .....	55
D.4.7	Combination of measures .....	56
D.4.8	Absence of interference .....	56
D.4.9	Additional fault causes (white channel) .....	56
D.4.10	Reference test beds and operational conditions .....	56
D.4.11	Conformance tester .....	56
Annex E	(informative) Examples of implicit vs. explicit FSCP safety measures .....	57
E.1	General .....	57
E.2	Example fieldbus message with safety PDUs .....	57
E.3	Model with completely explicit safety measures .....	57
E.4	Model with explicit A-code and implicit T-code safety measures .....	58
E.5	Model with explicit T-code and implicit A-code safety measures .....	58
E.6	Model with split explicit and implicit safety measures .....	59
E.7	Model with completely implicit safety measures .....	60
E.8	Addition to Annex B – impact of implicit codes on performance .....	60
Annex F	(informative) Extended models for estimation of the total residual error rate .....	61
F.1	Applicability .....	61
F.2	General models for black channel communications .....	61
F.3	Identification of generic safety properties .....	62
F.4	Assumptions for residual error rate calculations .....	62
F.5	Residual error rates .....	63
F.5.1	Explicit and implicit mechanisms .....	63
F.5.2	Residual error rate calculations .....	63
F.6	Data integrity .....	65
F.6.1	Probabilistic considerations .....	65
F.6.2	Deterministic considerations .....	65
F.7	Authenticity .....	66
F.7.1	General .....	66
F.7.2	Residual error rate for authenticity ( $RR_A$ ) .....	67
F.8	Timeliness .....	68
F.8.1	General .....	68
F.8.2	Residual error rate for timeliness ( $RR_T$ ) .....	70
F.9	Masquerade .....	71
F.9.1	General .....	71
F.9.2	Other terms used to calculate residual error rate for masquerade rejection ( $RR_M$ ) .....	71
F.10	Calculation of the total residual error rates .....	71
F.10.1	Based on the summation of the residual error rates .....	71
F.10.2	Based on other quantitative proofs .....	72
F.11	Total residual error rate and SIL .....	72
F.12	Configuration and parameterization for an FSCP .....	73
F.12.1	General .....	73
F.12.2	Configuration and parameterization change rate .....	75
F.12.3	Residual error rate for configuration and parameterization .....	75

Bibliography .....	76
Figure 1 – Relationships of IEC 61784-3 with other standards (machinery).....	9
Figure 2 – Relationships of IEC 61784-3 with other standards (process) .....	10
Figure 3 – Transition from Edition 2 to Edition 3 assessment methods .....	11
Figure 4 – Safety communication as a part of a safety function .....	24
Figure 5 – Example model of a functional safety communication system .....	25
Figure 6 – Example of safety function response time components .....	26
Figure 7 – Conceptual FSCP protocol model .....	31
Figure 8 – FSCP implementation aspects .....	31
Figure 9 – Example application 1 (m=4) .....	33
Figure 10 – Example application 2 (m = 2).....	33
Figure 11 – Zones and conduits concept for security according to IEC 62443.....	35
Figure A.1 – Model A .....	42
Figure A.2 – Model B .....	43
Figure A.3 – Model C .....	43
Figure A.4 – Model D .....	44
Figure B.1 – Communication channel with perturbation.....	45
Figure B.2 – Binary symmetric channel (BSC) .....	46
Figure B.3 – Example of a block with a message part and a CRC signature .....	47
Figure B.4 – Block codes for error detection .....	48
Figure B.5 – Proper and improper CRC polynomials .....	49
Figure D.1 – Basic Markov model.....	54
Figure E.1 – Example safety PDUs embedded in a fieldbus message.....	57
Figure E.2 – Model with completely explicit safety measures .....	57
Figure E.3 – Model with explicit A-code and implicit T-code safety measures .....	58
Figure E.4 – Model with explicit T-code and implicit A-code safety measures .....	59
Figure E.5 – Model with split explicit and implicit safety measures .....	59
Figure E.6 – Model with completely implicit safety measures .....	60
Figure F.1 – Black channel from an FSCP perspective.....	61
Figure F.2 – Model for authentication considerations .....	66
Figure F.3 – Medium and internal address errors .....	67
Figure F.4 – Example of slowly increasing message latency .....	69
Figure F.5 – Example of an active network element failure.....	70
Figure F.6 – Example application 1 (m = 4) .....	72
Figure F.7 – Example application 2 (m = 2) .....	72
Figure F.8 – Example of configuration and parameterization procedures for FSCP .....	74
Table 1 – Overview of the effectiveness of the various measures on the possible errors.....	30
Table 2 – Definition of items used for calculation of the residual error rates .....	32
Table 3 – Typical relationship of residual error rate to SIL.....	34
Table 4 – Typical relationship of residual error on demand to SIL.....	34
Table 5 – Overview of profile identifier usable for FSCP 6/7 .....	38

Table B.1 – Example dependency  $d_{\min}$  and block bit length  $n$  .....48

Table C.1 – Common subclause structure for technology-specific parts .....50

Table F.1 – Typical relationship of residual error rate to SIL .....73

Table F.2 – Typical relationship of residual error on demand to SIL.....73

Currently in preview, click buy full version

## INTERNATIONAL ELECTROTECHNICAL COMMISSION

**INDUSTRIAL COMMUNICATION NETWORKS –  
PROFILES –****Part 3: Functional safety fieldbuses –  
General rules and profile definitions**

## FOREWORD

- 1) The International Electrotechnical Commission (IEC) is a worldwide organization for standardization comprising all national electrotechnical committees (IEC National Committees). The object of IEC is to promote international co-operation on all questions concerning standardization in the electrical and electronic fields. To this end and in addition to other activities, IEC publishes International Standards, Technical Specifications, Technical Reports, Publicly Available Specifications (PAS) and Guides (hereafter referred to as "IEC Publication(s)"). Their preparation is entrusted to technical committees; any IEC National Committee interested in the subject dealt with may participate in this preparatory work. International, governmental and non-governmental organizations liaising with the IEC also participate in this preparatory work. IEC collaborates closely with the International Organization for Standardization (ISO) in accordance with conditions determined by agreement between the two organizations.
- 2) The formal decisions or agreements of IEC on technical matters express, as nearly as possible, an international consensus of opinion on the relevant subjects since each technical committee has representation from all interested IEC National Committees.
- 3) IEC Publications have the form of recommendations for international use and are accepted by IEC National Committees in that sense. While all reasonable efforts are made to ensure that the technical content of IEC Publications is accurate, IEC cannot be held responsible for the way in which they are used or for any misinterpretation by any end user.
- 4) In order to promote international uniformity, IEC National Committees undertake to apply IEC Publications transparently to the maximum extent possible in their national and regional publications. Any divergence between any IEC Publication and the corresponding national or regional publication shall be clearly indicated in the latter.
- 5) IEC itself does not provide any attestation of conformity. Independent certification bodies provide conformity assessment services and, in some areas, accreditation to IEC marks of conformity. IEC is not responsible for any services carried out by independent certification bodies.
- 6) All users should ensure that they have the latest edition of this publication.
- 7) No liability shall attach to IEC or its directors, employees, servants or agents including individual experts and members of its technical committees and IEC National Committees for any personal injury, property damage or other damage of any nature whatsoever, whether direct or indirect, or for costs (including legal fees) and expenses arising out of the publication, use of, or reliance upon, this IEC Publication or any other IEC Publications.
- 8) Attention is drawn to the Normative references cited in this publication. Use of the referenced publications is indispensable for the correct application of this publication.

International Standard IEC 61784-3 has been prepared by subcommittee 65C: Industrial networks, of IEC technical committee 65: Industrial-process measurement, control and automation.

This third edition cancels and replaces the second edition published in 2010. This edition constitutes a technical revision.

This edition includes the following significant technical changes with respect to the previous edition:

- clarifications and additional explanations for requirements, updated references;
- deletion of technical overviews of profiles (Clauses 6 to 13), and associated dedicated subclauses for terms, definitions, symbols and abbreviations;
- addition of profiles for Communication Profile Families 8, 17 and 18 (Clauses 10, 14, 15);
- clarifications of models in Annex A;

- Annex B changed from informative to normative;
- addition of a new informative Annex E describing models for explicit and implicit FSCP mechanisms;
- addition of a new informative Annex F introducing an extended model for estimation of the total residual error rate;
- updates in parts for CPF 1, CPF 2, CPF 3, CPF 8, CPF 13 (details provided in the parts);
- addition of a new part for CPF 17.

The text of this standard is based on the following documents:

FDIS	Report on voting
65C/840/FDIS	65C/848/RVD

Full information on the voting for the approval of this standard can be found in the report on voting indicated in the above table.

This publication has been drafted in accordance with the ISO/IEC Directive – Part 2.

A list of all parts of the IEC 61784-3 series, published under the general title *Industrial communication networks – Profiles – Functional safety fieldbuses*, can be found on the IEC website.

The committee has decided that the contents of this publication will remain unchanged until the stability date indicated on the IEC website under "<http://webstore.iec.ch>" in the data related to the specific publication. At this date, the publication will be

- reconfirmed,
- withdrawn,
- replaced by a revised edition, or
- amended.

**IMPORTANT – The 'colour inside' logo on the cover page of this publication indicates that it contains colour which are considered to be useful for the correct understanding of its contents. Users should therefore print this document using a colour printer.**

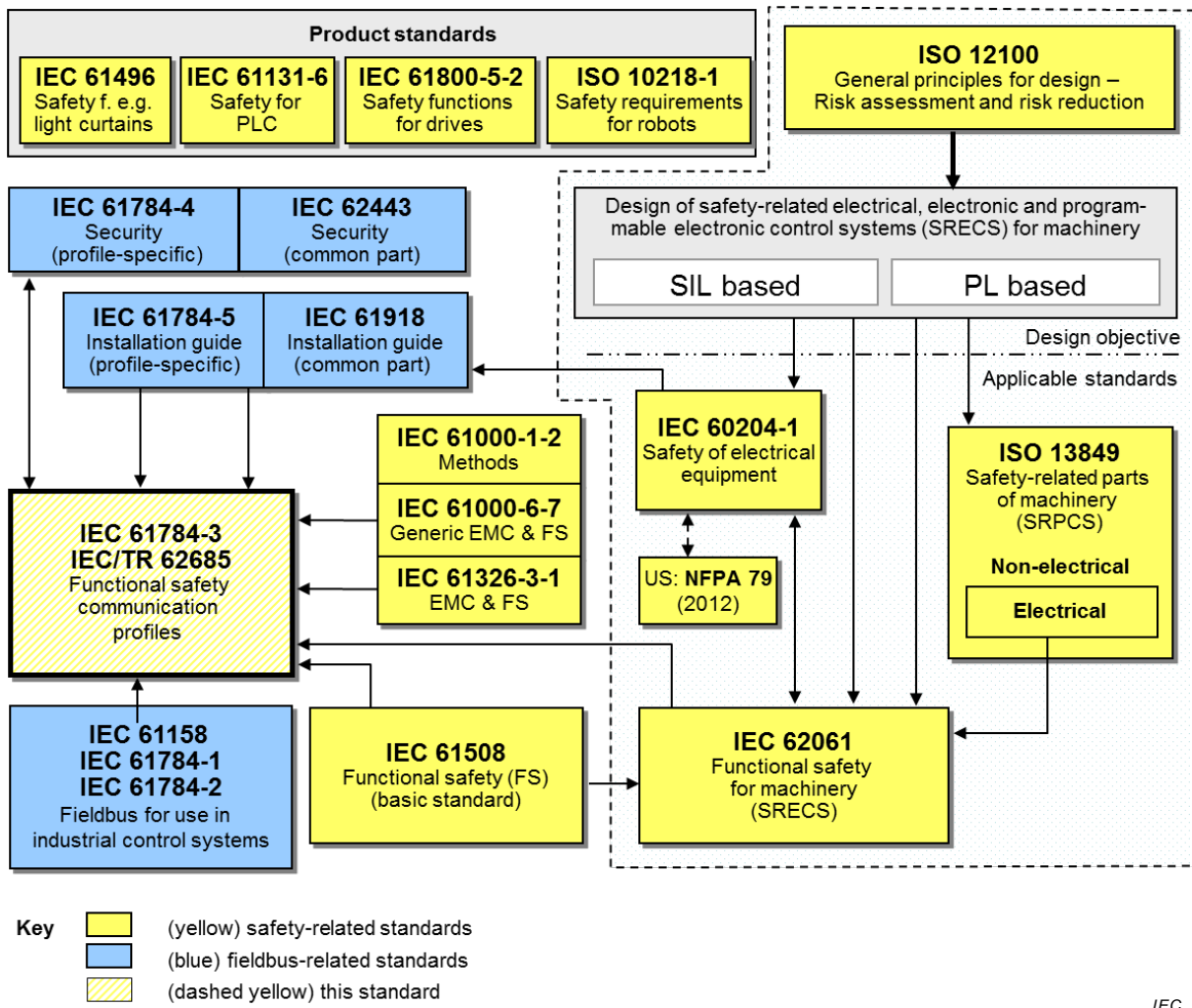
## 0 Introduction

### 0.1 General

The IEC 61158 fieldbus standard together with its companion standards IEC 61784-1 and IEC 61784-2 defines a set of communication protocols that enable distributed control of automation applications. Fieldbus technology is now considered well accepted and well proven. Thus fieldbus enhancements continue to emerge, addressing applications for areas such as real time, safety-related and security-related applications.

This standard explains the relevant principles for functional safety communications with reference to IEC 61508 series and specifies several safety communication layers (profiles and corresponding protocols) based on the communication profiles and protocol layers of IEC 61784-1, IEC 61784-2 and the IEC 61158 series. It does not cover electrical safety and intrinsic safety aspects.

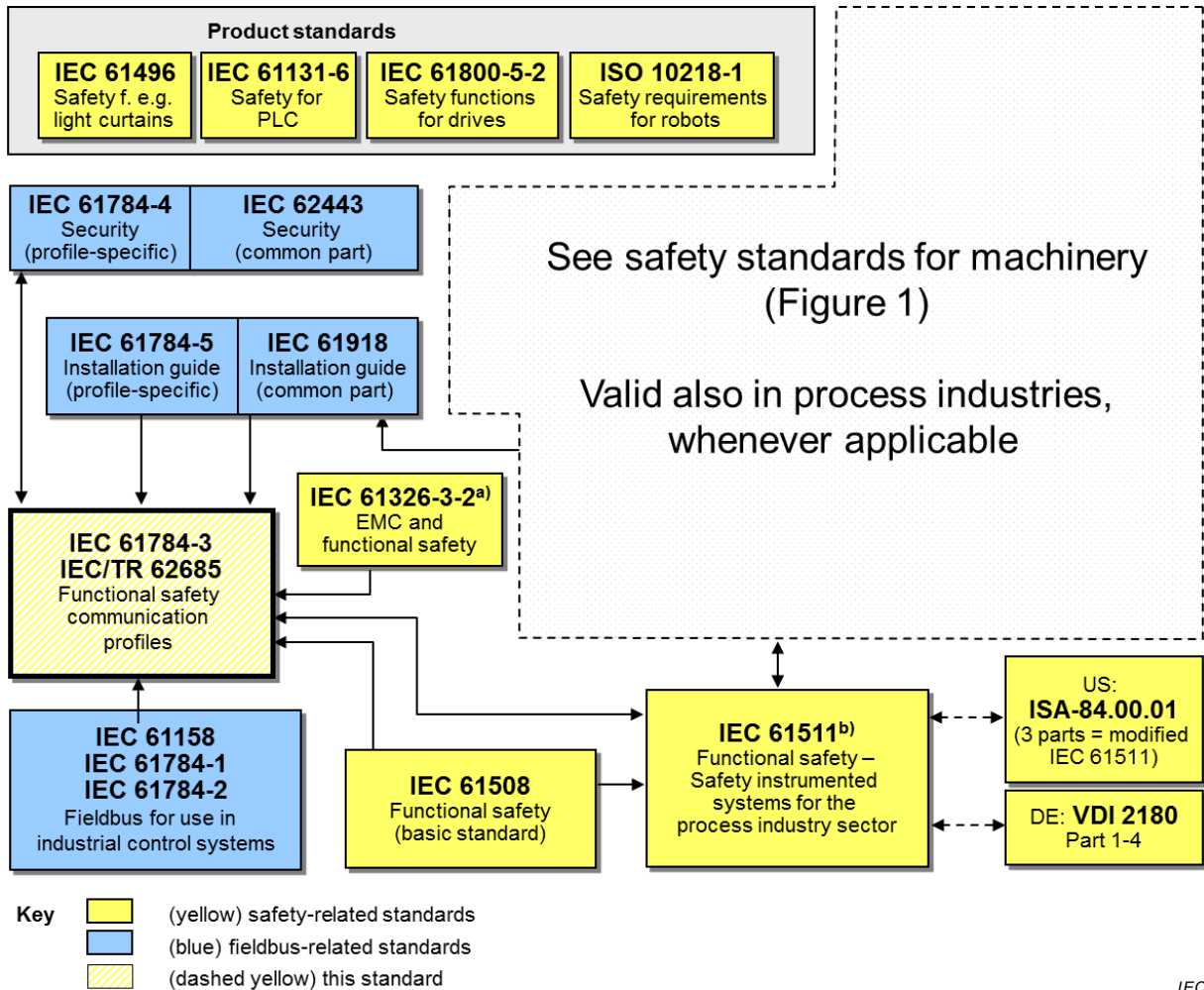
Figure 1 shows the relationships between this standard and relevant safety and fieldbus standards in a machinery environment.



NOTE Subclauses 6.7.6.4 (high complexity) and 6.7.8.1.6 (low complexity) of IEC 62061 specify the relationship between PL (Category) and SIL.

**Figure 1 – Relationships of IEC 61784-3 with other standards (machinery)**

Figure 2 shows the relationships between this standard and relevant safety and fieldbus standards in a process environment.



<sup>a</sup> For specified electromagnetic environments; otherwise IEC 61326-3-1 or IEC 61000-6-7.

<sup>b</sup> EN ratified.

**Figure 2 – Relationships of IEC 61784-3 with other standards (process)**

Safety communication layers which are implemented as parts of safety-related systems according to IEC 61508 series provide the necessary confidence in the transportation of messages (information) between two or more participants on a fieldbus in a safety-related system, or sufficient confidence of safe behaviour in the event of fieldbus errors or failures.

Safety communication layers specified in this standard do this in such a way that a fieldbus can be used for applications requiring functional safety up to the Safety Integrity Level (SIL) specified by its corresponding functional safety communication profile.

The resulting SIL claim of a system depends on the implementation of the selected functional safety communication profile (FSCP) within this system – implementation of a functional safety communication profile in a standard device is not sufficient to qualify it as a safety device.

This standard describes:

- basic principles for implementing the requirements of IEC 61508 series for safety-related data communications, including possible transmission faults, remedial measures and considerations affecting data integrity;
- functional safety communication profiles for several communication profile families in IEC 61784-1 and IEC 61784-2, including safety layer extensions to the communication service and protocols sections of the IEC 61158 series.

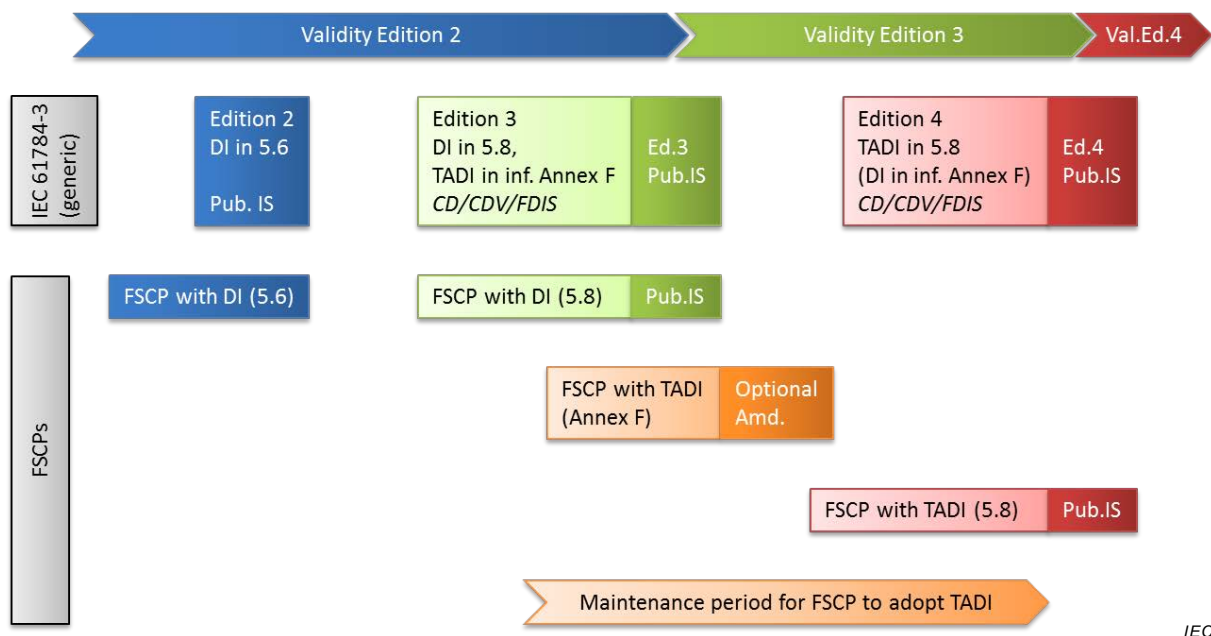
## 0.2 Transition from Edition 2 to extended assessment methods in Edition 3

This edition of the generic part of the standard includes additional extended models for future use when estimating the total residual error rate for an FSCP. This value can be used to determine if the FSCP meets the requirements of functional safety applications up to a given SIL. These extended models for qualitative and quantitative safety determination methods are detailed in Annex E and Annex F.

However, because of the typical duration of the assessment process, the FSCPs published prior to or concurrently with this new edition of the generic part can only be assessed using the methods from previous editions, based on data integrity considerations specified in 5.8.

The validity schema in Figure 3 shows how to handle the transition from original assessment methods of Edition 2 (specified in 5.8) to extended assessment methods in Edition 3 (currently specified in Annex F). According to this schema, the FSCPs are exempt from a new assessment according to Annex F until Edition 4, where the contents of current Annex F will replace the current 5.8.

NOTE However, a particular FSCP can achieve an earlier assessment and publish an adequate amendment.



IEC

**Figure 3 – Transition from Edition 2 to Edition 3 assessment methods**

### 0.3 Patent declaration

The International Electrotechnical Commission (IEC) draws attention to the fact that it is claimed that compliance with this document may involve the use of patents concerning functional safety communication profiles for families 1, 2, 3, 6, 8, 12, 13, 14, 17 and 18 given in IEC 61784-3-1, IEC 61784-3-2, IEC 61784-3-3, IEC 61784-3-6, IEC 61784-3-8, IEC 61784-3-12, IEC 61784-3-13, IEC 61784-3-14, IEC 61784-3-17 and IEC 61784-3-18.

IEC takes no position concerning the evidence, validity and scope of these patent rights.

The holders of these patent rights have assured the IEC that they are willing to negotiate licences either free of charge or under reasonable and non-discriminatory terms and conditions with applicants throughout the world. In this respect, the statements of the holders of these patent rights are registered with IEC.

NOTE Patent details and corresponding contact information are provided in IEC 61784-3-1, IEC 61784-3-2, IEC 61784-3-3, IEC 61784-3-6, IEC 61784-3-8, IEC 61784-3-12, IEC 61784-3-13, IEC 61784-3-14, IEC 61784-3-17 and IEC 61784-3-18.

Attention is drawn to the possibility that some of the elements of this document may be the subject of patent rights other than those identified above. IEC shall not be held responsible for identifying any or all such patent rights.

ISO ([www.iso.org/patents](http://www.iso.org/patents)) and IEC (<http://patents.iec.ch>) maintain on-line data bases of patents relevant to their standards. Users are encouraged to consult the data bases for the most up to date information concerning patents.

## INDUSTRIAL COMMUNICATION NETWORKS – PROFILES –

### Part 3: Functional safety fieldbuses – General rules and profile definitions

#### 1 Scope

This part of the IEC 61784-3 series explains some common principles that can be used in the transmission of safety-relevant messages among participants within a distributed network which use fieldbus technology in accordance with the requirements of IEC 61508 series<sup>1</sup> for functional safety. These principles are based on the black channel approach. They can be used in various industrial applications such as process control, manufacturing automation and machinery.

This part<sup>2</sup> and the IEC 61784-3-x parts specify several functional safety communication profiles based on the communication profiles and protocol layers of the fieldbus technologies in IEC 61784-1, IEC 61784-2 and the IEC 61158 series. These functional safety communication profiles use the black channel approach, as defined in IEC 61508. These functional safety communication profiles are intended for implementation in safety devices exclusively.

NOTE 1 Other safety-related communication systems meeting the requirements of IEC 61508 series can exist that are not included in this standard.

NOTE 2 It does not cover electrical safety and intrinsic safety aspects. Electrical safety relates to hazards such as electrical shock. Intrinsic safety relates to hazards associated with potentially explosive atmospheres.

All systems are exposed to unauthorized access at some point of their life cycle. Additional measures need to be considered in any safety-related application to protect fieldbus systems against unauthorized access. The IEC 62443 series will address many of these issues; the relationship with the IEC 62443 series is detailed in a dedicated subclause of this part.

NOTE 3 Additional profile specific requirements for security can also be specified in IEC 61784-4<sup>3</sup>.

NOTE 4 Implementation of a functional safety communication profile according to this part in a device is not sufficient to qualify it as a safety device, as defined in IEC 61508 series.

NOTE 5 The resulting SIL claim of a system depends on the implementation of the selected functional safety communication profile within this system.

#### 2 Normative references

The following documents, in whole or in part, are normatively referenced in this document and are indispensable for its application. For dated references, only the edition cited applies. For undated references, the latest edition of the referenced document (including any amendments) applies.

IEC 61000-6-7, *Electromagnetic compatibility (EMC) – Part 6-7: Generic standards – Immunity requirements for equipment intended to perform functions in a safety-related system (functional safety) in industrial locations*

---

<sup>1</sup> In the following pages of this standard, “IEC 61508” will be used for “IEC 61508 series”.

<sup>2</sup> In the following pages of this standard, “this part” will be used for “this part of the IEC 61784-3 series”.

<sup>3</sup> Proposed new work item under consideration.