



**CSA
Group**

Z600-08

Safety of corded window covering products

Currently in preview, click buy full version

Legal Notice for Standards

Canadian Standards Association (CSA) standards are developed through a consensus standards development process approved by the Standards Council of Canada. This process brings together volunteers representing varied viewpoints and interests to achieve consensus and develop a standard. Although CSA administers the process and establishes rules to promote fairness in achieving consensus, it does not independently test, evaluate, or verify the content of standards.

Disclaimer and exclusion of liability

This document is provided without any representations, warranties, or conditions of any kind, express or implied, including, without limitation, implied warranties or conditions concerning this document's fitness for a particular purpose or use, its merchantability, or its non-infringement of any third party's intellectual property rights. CSA does not warrant the accuracy, completeness, or currency of any of the information published in this document. CSA makes no representations or warranties regarding this document's compliance with any applicable statute, rule, or regulation.

IN NO EVENT SHALL CSA, ITS VOLUNTEERS, MEMBERS, SUBSIDIARIES, OR AFFILIATED COMPANIES, OR THEIR EMPLOYEES, DIRECTORS, OR OFFICERS, BE LIABLE FOR ANY DIRECT, INDIRECT, OR INCIDENTAL DAMAGES, INJURY, LOSS, COSTS, OR EXPENSES, HOWSOEVER CAUSED, INCLUDING BUT NOT LIMITED TO SPECIAL OR CONSEQUENTIAL DAMAGES, LOST REVENUE, BUSINESS INTERRUPTION, LOST OR DAMAGED DATA, OR ANY OTHER COMMERCIAL OR ECONOMIC LOSS, WHETHER BASED IN CONTRACT, TORT (INCLUDING NEGLIGENCE), OR ANY OTHER THEORY OF LIABILITY, ARISING OUT OF OR RESULTING FROM ACCESS TO OR POSSESSION OR USE OF THIS DOCUMENT, EVEN IF CSA HAS BEEN ADVISED OF THE POSSIBILITY OF SUCH DAMAGES, INJURY, LOSS, COSTS, OR EXPENSES.

In publishing and making this document available, CSA is not undertaking to render professional or other services for or on behalf of any person or entity or to perform any duty owed by any person or entity to another person or entity. The information in this document is directed to those who have the appropriate degree of experience to use and apply its contents, and CSA accepts no responsibility whatsoever arising in any way from any and all use of or reliance on the information contained in this document.

CSA is a private not-for-profit company that publishes voluntary standards and related documents. CSA has no power, nor does it undertake, to enforce compliance with the contents of the standards or other documents it publishes.

Intellectual property rights and ownership

As between CSA and the users of this document (whether it be in printed or electronic form), CSA is the owner, or the authorized licensee, of all works contained herein that are protected by copyright, all trade-marks (except as otherwise noted to the contrary), and all inventions and trade secrets that may be contained in this document, whether or not such inventions and trade secrets are protected by patents and applications for patents. Without limitation, the unauthorized use, modification, copying, or disclosure of this document may violate laws that protect CSA's and/or others' intellectual property and may give rise to a right in CSA and/or others to seek legal redress for such use, modification, copying, or disclosure. To the extent permitted by licence or by law, CSA reserves all intellectual property rights in this document.

Patent rights

Attention is drawn to the possibility that some of the elements of this standard may be the subject of patent rights. CSA shall not be held responsible for identifying any or all such patent rights. Users of this standard are expressly advised that determination of the validity of any such patent rights is entirely their own responsibility.

Authorized use of this document

This document is being provided by CSA for informational and non-commercial use only. The user of this document is authorized to do only the following:

If this document is in electronic form:

- load this document onto a computer for the sole purpose of reviewing it;
- search and browse this document; and
- print this document if it is in PDF format.

Limited copies of this document in print or paper form may be distributed only to persons who are authorized by CSA to have such copies, and only if this Legal Notice appears on each such copy.

In addition, users may not and may not permit others to

- alter this document in any way or remove this Legal Notice from the attached standard;
- sell this document without authorization from CSA; or
- make an electronic copy of this document.

If you do not agree with any of the terms and conditions contained in this Legal Notice, you may not load or use this document or make any copies of the contents hereof, and if you do make such copies, you are required to destroy them immediately. Use of this document constitutes your acceptance of the terms and conditions of this Legal Notice.



CANADIAN STANDARDS
ASSOCIATION

Update No. 1

Z600-08

August 2012

Note: General Instructions for CSA Standards are now called Updates. Please contact CSA Information Products Sales or visit shop.csa.ca for information about the **CSA Standards Update Service**.

Title: *Safety of corded window covering products* — originally published October 2008

The following revisions have been formally approved. Changes to the body of the Standard are marked by the symbol delta (Δ) in the margin.

Revised	Outside front cover, title page, Canadian deviations, and Technical Committee
New	National Standards of Canada text
Deleted	None

- Update your copy by inserting these revised pages.
- Keep the pages you remove for reference.



CAN/CSA-Z600-08
A National Standard of Canada
(approved August 2012)

Safety of corded window covering products



Standards Council of Canada
Conseil canadien des normes

Legal Notice for Standards

Canadian Standards Association (CSA) standards are developed through a consensus standards development process approved by the Standards Council of Canada. This process brings together volunteers representing varied viewpoints and interests to achieve consensus and develop a standard. Although CSA administers the process and establishes rules to promote fairness in achieving consensus, it does not independently test, evaluate, or verify the content of standards.

Disclaimer and exclusion of liability

This document is provided without any representations, warranties, or conditions of any kind, express or implied, including, without limitation, implied warranties or conditions concerning this document's fitness for a particular purpose or use, its merchantability, or its non-infringement of any third party's intellectual property rights. CSA does not warrant the accuracy, completeness, or currency of any of the information published in this document. CSA makes no representations or warranties regarding this document's compliance with any applicable statute, rule, or regulation.

IN NO EVENT SHALL CSA, ITS VOLUNTEERS, MEMBERS, SUBSIDIARIES, OR AFFILIATED COMPANIES, OR THEIR EMPLOYEES, DIRECTORS, OR OFFICERS, BE LIABLE FOR ANY DIRECT, INDIRECT, OR INCIDENTAL DAMAGES, INJURY, LOSS, COSTS, OR EXPENSES, HOWSOEVER CAUSED, INCLUDING BUT NOT LIMITED TO SPECIAL OR CONSEQUENTIAL DAMAGES, LOST REVENUE, BUSINESS INTERRUPTION, LOST OR DAMAGED DATA, OR ANY OTHER COMMERCIAL OR ECONOMIC LOSS, WHETHER BASED IN CONTRACT, TORT (INCLUDING NEGLIGENCE), OR ANY OTHER THEORY OF LIABILITY, ARISING OUT OF OR RESULTING FROM ACCESS TO OR POSSESSION OR USE OF THIS DOCUMENT, EVEN IF CSA HAS BEEN ADVISED OF THE POSSIBILITY OF SUCH DAMAGES, INJURY, LOSS, COSTS, OR EXPENSES.

In publishing and making this document available, CSA is not undertaking to render professional or other services for or on behalf of any person or entity or to perform any duty owed by any person or entity to another person or entity. The information in this document is directed to those who have the appropriate degree of experience to use and apply its contents, and CSA accepts no responsibility whatsoever arising in any way from any and all use of or reliance on the information contained in this document.

CSA is a private not-for-profit company that publishes voluntary standards and related documents. CSA has no power, nor does it undertake, to enforce compliance with the contents of the standards or other documents it publishes.

Intellectual property rights and ownership

As between CSA and the users of this document (whether it be in printed or electronic form), CSA is the owner, or the authorized licensee, of all works contained herein that are protected by copyright, all trade-marks (except as otherwise noted to the contrary), and all inventions and trade secrets that may be contained in this document, whether or not such inventions and trade secrets are protected by patents and applications for patents. Without limitation, the unauthorized use, modification, copying, or disclosure of this document may violate laws that protect CSA's and/or others' intellectual property and may give rise to a right in CSA and/or others to seek legal redress for such use, modification, copying, or disclosure. To the extent permitted by licence or by law, CSA reserves all intellectual property rights in this document.

Patent rights

Attention is drawn to the possibility that some of the elements of this standard may be the subject of patent rights. CSA shall not be held responsible for identifying any or all such patent rights. Users of this standard are expressly advised that determination of the validity of any such patent rights is entirely their own responsibility.

Authorized use of this document

This document is being provided by CSA for informational and non-commercial use only. The user of this document is authorized to do only the following:

If this document is in electronic form:

- load this document onto a computer for the sole purpose of reviewing it;
- search and browse this document; and
- print this document if it is in PDF format.

Limited copies of this document in print or paper form may be distributed only to persons who are authorized by CSA to have such copies, and only if this Legal Notice appears on each such copy.

In addition, users may not and may not permit others to

- alter this document in any way or remove this Legal Notice from the attached standard;
- sell this document without authorization from CSA; or
- make an electronic copy of this document.

If you do not agree with any of the terms and conditions contained in this Legal Notice, you may not load or use this document or make any copies of the contents hereof, and if you do make such copies, you are required to destroy them immediately. Use of this document constitutes your acceptance of the terms and conditions of this Legal Notice.



CANADIAN STANDARDS
ASSOCIATION

The Canadian Standards Association (CSA), under whose auspices this National Standard has been produced, was chartered in 1919 and accredited by the Standards Council of Canada to the National Standards system in 1973. It is a not-for-profit, nonstatutory, voluntary membership association engaged in standards development and certification activities.

CSA standards reflect a national consensus of producers and users — including manufacturers, consumers, retailers, unions and professional organizations, and governmental agencies. The standards are used widely by industry and commerce and often adopted by municipal, provincial, and federal governments in their regulations, particularly in the fields of health, safety, building and construction, and the environment.

Individuals, companies, and associations across Canada indicate their support for CSA's standards development by volunteering their time and skills to CSA Committee work and supporting the Association's objectives through sustaining memberships. The more than 7000 committee volunteers and the 2000 sustaining memberships together form CSA's total membership from which its Directors are chosen. Sustaining memberships represent a major source of income for CSA's standards development activities.

The Association offers certification and testing services in support of and as an extension to its standards development activities. To ensure the integrity of its certification process, the Association regularly and continually audits and inspects products that bear the CSA Mark.

In addition to its head office and laboratory complex in Toronto, CSA has regional branch offices in major centres across Canada and inspection and testing agencies in eight countries. Since 1919, the Association has developed the necessary expertise to meet its corporate mission: CSA is an independent service organization whose mission is to provide an open and effective forum for activities facilitating the exchange of goods and services through the use of standards, certification and related services to meet national and international needs.

For further information on CSA services, write to Canadian Standards Association
5060 Spectrum Way, Suite 100
Mississauga, Ontario, L4W 5N6
Canada



Cette Norme nationale du Canada est offerte en anglais et en français.

Although the intended primary application of this Standard is stated in its Scope, it is important to note that it remains the responsibility of the users to judge its suitability for their particular purpose.

®Registered trade-mark of Canadian Standards Association

The Standards Council of Canada (SCC) is the coordinating body of the National Standards System, a coalition of independent, autonomous organizations working towards the further development and improvement of voluntary standardization in the national interest.

The principal objects of the SCC are to foster and promote voluntary standardization as a means of advancing the national economy, benefiting the health, safety, and welfare of the public, assisting and protecting the consumer, facilitating domestic and international trade, and furthering international cooperation in the field of standards.

A National Standard of Canada (NSC) is a standard prepared or reviewed by an accredited Standard Development Organization (SDO) and approved by the SCC according to the requirements of CAN-P-2. Approval does not refer to the technical content of the standard; this remains the continuing responsibility of the SDO. An NSC reflects a consensus of a number of capable individuals whose collective interests provide, to the greatest practicable extent, a balance of representation of general interests, producers, regulators, users (including consumers), and others with relevant interests, where appropriate to the subject in hand. It normally is a standard which is capable of making a significant and timely contribution to the national interest.

Those who have a need to apply standards are encouraged to use NSCs. These standards are subject to periodic review. Users of NSCs are cautioned to obtain the latest edition from the SDO which publishes the standard.

The responsibility for approving standards as National Standards of Canada rests with the Standards Council of Canada
270 Albert Street, Suite 200
Ottawa, Ontario, K1P 6N7
Canada



Standards Council of Canada
Conseil canadien des normes

(National Standards of Canada text inserted August 2012)

National Standard of Canada
(approved August 2012)

CAN/CSA-Z600-08
Safety of corded window covering products

Prepared by



**CANADIAN STANDARDS
ASSOCIATION**

® Registered trade-mark of Canadian Standards Association

Approved by
Standards Council of Canada



Published in October 2008 by Canadian Standards Association
A not-for-profit private sector organization
5060 Spectrum Way, Suite 100, Mississauga, Ontario, Canada L4W 5N6
1-800-463-6727 • 416-747-4044

Visit our Online Store at shop.csa.ca

Z600-08

Safety of corded window covering products

CSA Preface

This is the third edition of CSA Z600, *Safety of corded window covering products*, which is an adoption, with Canadian deviations, of the identically titled ANSI/WCMA (American National Standards Institute, Window Covering Manufacturers Association) Standard A100.1-2007. This CSA Standard supersedes the previous editions published in 2006 and 1999.

This Standard was developed by the Window Covering Manufacturers Association.

This Standard was reviewed for Canadian adoption by the CSA Technical Committee on the Safety of Corded Window Covering Products, under the jurisdiction of the Strategic Steering Committee on Community Safety and Well-Being, and has been formally approved by the Technical Committee. This Standard will be submitted to the Standards Council of Canada for approval as a National Standard of Canada.

October 2008

© Canadian Standards Association — 2008

All rights reserved. No part of this publication may be reproduced in any form whatsoever without the prior permission of the publisher. WCMA material is reprinted with permission.

Inquiries regarding this CSA Standard should be addressed to
Canadian Standards Association
5060 Spectrum Way, Suite 100, Mississauga, Ontario, Canada L4W 5N6
1-800-463-6727 • 416-747-4000

www.csa.ca

To purchase CSA Standards and related publications, visit CSA's Online Store at **www.ShopCSA.ca** or call toll-free 1-800-463-6727 or 416-747-4044.

Δ **Canadian deviations**

2 General

2.2 Values

[Replace this clause with the following]

The values given in SI units are the units of record for the purposes of this Standard.

4 Product requirements

4.2

[Replace this clause with the following]

In Canada, safety components or devices that are intended to separate from the product are subject to Schedule I, Part II, Paragraph 13(c) of the *Hazardous Products Act*, R.S.C. 1985, c. H-3.

5 Labeling and operational tag requirements

5.1 Labeling

[Add the following paragraphs]

All labeling and instructions shall be provided in both English and French, with equal prominence being given to each language.





Contact information to access Health Canada's information phone line, marked as "For more safety information: 1-866-662-0666", shall appear on all generic warning labels and on all hang tags.

5.1.1 Generic warning bottom rail label(s)

[Replace this clause with the following]

The signal word ("warning" in English and "mise en garde" in French) shall be in upper case letters not less than 8 mm (5/16 in) in height and preceded by the ANSI safety alert symbol (an equilateral triangle surrounding an exclamation mark) of at least the same size. The rest of the warning message text shall be in both upper and lower case letters with the upper case letters not less than 3 mm (1/8 in). A pictogram of a young child's hand reaching for a blind cord with the prohibition symbol (a circle with a diagonal slash) covering the pictogram shall also be included on the label. The label shall be permanently affixed to all products with accessible cords. The label shall be placed on the bottom rail of the blind and printed in a colour that contrasts the bottom rail colour. Products without bottom rails shall be labeled in a location visible to consumers, to be determined by the manufacturer or importer.

If one long label is used, only one set of pictograms is required. The generic warning label(s) shall read as follows:

 WARNING		<p>Cords and bead chains can loop around a child's neck and STRANGLE.</p> <ul style="list-style-type: none"> • Always keep cords and bead chains out of children's reach. • Move furniture away from cords and bead chains. Children can climb furniture to get to cords. <p>For more safety information: 1-866-662-0666.</p>
 MISE EN GARDE		<p>Les cordons et les chaînettes peuvent s'enrouler autour du cou d'un enfant et l'ÉTRANGLER.</p> <ul style="list-style-type: none"> • Gardez toujours les cordons et les chaînettes hors de portée des enfants. • Éloignez les meubles des cordons et des chaînettes. Un enfant peut grimper sur un meuble pour atteindre les cordons. <p>Pour plus de renseignements sur la sécurité : 1-866-662-0666.</p>


5.1.1.1 Generic warning bottom rail label for narrow product

[Replace this clause with the following]

A warning label of reduced size may be used only on products less than 457 mm (18 in) in width where space limitations prevent the use of label(s) described in 5.1.1. The signal word ("Warning" in English and "mise en garde" in French) shall be in upper case letters not less than 4 mm (5/16 in) in height and preceded by the ANSI safety alert symbol (an equilateral triangle surrounding an exclamation mark) of at least the same size. The rest of the warning message text shall be in all upper and lower case letters with the upper case letters not less than 2 mm (1/16 in). The warning label shall also include a pictogram of a young child's hand reaching for a blind cord with the prohibition symbol (a circle with a diagonal slash) covering the pictogram. The label shall be permanently affixed to all products with accessible cords. The label shall be placed on the bottom rail of the blind and printed in a colour that contrasts the bottom rail colour. For products without bottom rails, the label shall be placed in an alternative location on the product, to be determined by the manufacturer or importer that is visible to consumers. The generic warning label(s) shall read as shown in 5.1.1.

5.2.1 Individual tassel cords and cord release device (custom blinds)

[Replace this clause with the following]

 WARNING	 MISE EN GARDE
	
<p>Young children can STRANGLE in cord and bead chain loops. They can also wrap cords around their necks and STRANGLE.</p> <ul style="list-style-type: none"> • Always keep cords and bead chains out of children's reach. • Move cribs, playpens, and other furniture away from cords and bead chains. Children can climb furniture to get to cords. • Do not tie cords together. Make sure cords do not twist together and create a loop. <p>For more safety information: 1-866-662-0666.</p>	<p>Un jeune enfant peut s'ÉTRANGLER avec la boucle d'un cordon ou d'une chaînette. Il peut aussi enrouler le cordon autour de son cou et s'ÉTRANGLER.</p> <ul style="list-style-type: none"> • Gardez toujours les cordons et les chaînettes hors de portée des enfants. • Éloignez les lits et parcs de bébé, ainsi que toute autre pièce de mobilier, des cordons et des chaînettes. Un enfant peut grimper sur un meuble pour atteindre les cordons. • Ne nouez pas deux cordons. Faites en sorte que deux cordons ne puissent s'entremêler et former une boucle. <p>Pour plus de renseignements sur la sécurité : 1-866-662-0666.</p>

△ ***CSA Technical Committee on the Safety of Corded Window Covering Products***

P. Woolford	Retail Council of Canada (RCC), Toronto, Ontario	<i>Chair</i>
A. Brisebois	Children's Safety Association of Canada, Toronto, Ontario	
N. Chambers	Sears Canada Inc., Toronto, Ontario	<i>Associate</i>
M. Chmielewski	Canadian Tire Corporation, Limited, Toronto, Ontario	
M. Davidson	Abbey Blinds Inc., Richmond, British Columbia	
K. Froehlich	Saskatchewan Health, Regina, Saskatchewan	
A. Graetsch	Hunter Douglas Canada Inc., Brampton, Ontario	
N. Howley	Maggio Flooring & Decorating, Brockville, Ontario	<i>Associate</i>
S. Krywoot	Sureway Window Fashions Inc., Calgary, Alberta	<i>Associate</i>
V. Lee	Infant and Toddler Safety Association, Kitchener, Ontario	
A. Loberg	Summit Group of Companies, Prince George, British Columbia	
P. Ng	ZMC Window Coverings, Woodbridge, Ontario	
J. Ridge	Texsyl Manufacturing Ltd., Calgary, Alberta	<i>Associate</i>
L. Sethia	Safe Kids Canada / Securi Jeunes Canada, Toronto, Ontario	
R. Stanwick	Vancouver Island Health Authority (VIHA), Victoria, British Columbia	
L. Stewart	Whole Space Window Coverings, Burlington, Ontario	

A. Sudano	Plastibec Inc., Boisbriand, Québec	
K. Sutherland	Elite Industries Ltd., Concord, Ontario	<i>Associate</i>
L. Warda	University of Manitoba, Winnipeg, Manitoba	
S. Whittle	Health Canada, Ottawa, Ontario	
G. Rylett	Canadian Standards Association, Mississauga, Ontario	<i>Project Manager</i>

Standards Update Service

Z600-08

October 2008

Title: *Safety of corded window covering products*

Pagination: **43 pages** (CSA/1–CSA/10 and 33 text)

To register for e-mail notification about any updates to this publication

- go to **shop.csa.ca**
- click on **CSA Update Service**

The **List ID** that you will need to register for updates to this publication is **2020443**.

If you require assistance, please e-mail techsupport@csagroup.org or call 416-747-2233.

Visit CSA Group's policy on privacy at csagroup.org/legal to find out how we protect your personal information.

CSA Standard

Z600-08

Safety of corded window covering products



**CANADIAN STANDARDS
ASSOCIATION**

®Registered trade-mark of Canadian Standards Association

*Published in October 2008 by Canadian Standards Association
A not-for-profit private sector organization
5060 Spectrum Way, Suite 100, Mississauga, Ontario, Canada L4W 5N6
1-800-463-6727 • 416-747-4044*

Visit our Online Store at www.ShopCSA.ca

Z600-08

Safety of corded window covering products

CSA Preface

This is the third edition of CSA Z600, *Safety of corded window covering products*, which is an adoption, with Canadian deviations, of the identically titled ANSI/WCMA (American National Standards Institute/Window Covering Manufacturers Association) Standard A100.1-2007. This CSA Standard supersedes the previous editions published in 2006 and 1999.

This Standard was developed by the Window Covering Manufacturers Association.

This Standard was reviewed for Canadian adoption by the CSA Technical Committee on the Safety of Corded Window Covering Products, under the jurisdiction of the Strategic Steering Committee on Community Safety and Well-Being, and has been formally approved by the Technical Committee. This Standard will be submitted to the Standards Council of Canada for approval as a National Standard of Canada.

October 2008

© Canadian Standards Association — 2008

All rights reserved. No part of this publication may be reproduced in any form whatsoever without the prior permission of the publisher. WCMA material is reprinted with permission.

Inquiries regarding this CSA Standard should be addressed to
Canadian Standards Association
5060 Spectrum Way, Suite 100, Mississauga, Ontario, Canada L4W 5N6
1-800-463-6727 • 416-747-4000

www.csa.ca

To purchase CSA Standards and related publications, visit CSA's Online Store at **www.ShopCSA.ca** or call toll-free 1-800-463-6727 or 416-747-4044.

Canadian deviations

4 Product requirements

4.2

[Replace this clause with the following]

Any safety component or device that is intended to separate from the product shall be subject to Schedule I, Part II, Paragraph 13(c) of the *Hazardous Products Act*, R.S.C. 1985, c. H-3.

5 Labeling and operational tag requirements

5.1 Labeling

[Add the following paragraphs]

All labeling and instructions shall be provided in both English and French, with equal prominence being given to each language.





Contact information to access Health Canada's information phone line, marked as "For more safety information: 1-866-662-0666", shall appear on all generic warning labels and on all hang tags.

5.1.1 Generic warning bottom rail label(s)

[Replace this clause with the following]

The signal word ("warning" in English and "mise en garde" in French) shall be in upper case letters not less than 8 mm (5/16 in) in height and preceded by the ANSI safety alert symbol (an equilateral triangle surrounding an exclamation mark) of at least the same size. The rest of the warning message text shall be in both upper and lower case letters with the upper case letters not less than 3 mm (1/8 in). A pictogram of a young child's hand reaching for a blind cord with the prohibition symbol (a circle with a diagonal slash) covering the pictogram shall also be included on the label. The label shall be permanently affixed to all products with accessible cords. The label shall be placed on the bottom rail of the blind and printed in a colour that contrasts the bottom rail colour. Products without bottom rails shall be labeled in a location visible to consumers, to be determined by the manufacturer or importer.

If one long label is used, only one set of pictograms is required. The generic warning label(s) shall read as follows:

 WARNING		<p>Cords and bead chains can loop around a child's neck and STRANGLE.</p> <ul style="list-style-type: none"> • Always keep cords and bead chains out of children's reach. • Move furniture away from cords and bead chains. Children can climb furniture to get to cords. <p>For more safety information: 1-866-662-0666.</p>
 MISE EN GARDE		<p>Les cordons et les chaînettes peuvent s'enrouler autour du cou d'un enfant et l'ÉTRANGLER.</p> <ul style="list-style-type: none"> • Gardez toujours les cordons et les chaînettes hors de portée des enfants. • Éloignez les meubles des cordons et des chaînettes. Un enfant peut grimper sur un meuble pour atteindre les cordons. <p>Pour plus de renseignement sur la sécurité : 1-866-662-0666.</p>


5.1.1.1 Generic warning bottom rail label for narrow product

[Replace this clause with the following]

A warning label of reduced size may be used only on products less than 457 mm (18 in) in width where space limitations prevent the use of label(s) described in 5.1.1. The signal word (“warning” in English and “mise en garde” in French) shall be in upper case letters not less than 4 mm (5/32 in) in height and preceded by the ANSI safety alert symbol (an equilateral triangle surrounding an exclamation mark) of at least the same size. The rest of the warning message text shall be in both upper and lower case letters with the upper case letters not less than 2 mm (1/16 in). The warning label shall also include a pictogram of a young child’s hand reaching for a blind cord with the prohibition symbol (a circle with a diagonal slash) covering the pictogram. The label shall be permanently affixed to all products with accessible cords. The label shall be placed on the bottom rail of the blind and printed in a colour that contrasts the bottom rail colour. For products without bottom rails, the label shall be placed in an alternative location on the product, to be determined by the manufacturer or importer, that is visible to consumers. The generic warning label(s) shall read as shown in 5.1.1.





5.2.1 Individual tassel cords and cord release device (custom blinds)

[Replace this clause with the following]

 WARNING	 MISE EN GARDE
	
<p>Young children can STRANGLE in cord and bead chain loops. They can also wrap cords around their necks and STRANGLE.</p> <ul style="list-style-type: none"> • Always keep cords and bead chains out of children’s reach. • Move cribs, playpens, and other furniture away from cords and bead chains. Children can climb furniture to get to cords. • Do not tie cords together. Make sure cords do not twist together and create a loop. <p>For more safety information: 1-866-662-0666.</p>	<p>Un jeune enfant peut s’ÉTRANGLER avec la boucle d’un cordon ou d’une chaînette. Il peut aussi enrouler le cordon autour de son cou et s’ÉTRANGLER.</p> <ul style="list-style-type: none"> • Gardez toujours les cordons et les chaînettes hors de portée des enfants. • Éloignez les lits et parcs de bébé, ainsi que toute autre pièce de mobilier, des cordons et des chaînettes. Un enfant peut grimper sur un meuble pour atteindre les cordons. • Ne nouez pas deux cordons. Faites en sorte que deux cordons ne puissent s’entremêler et former une boucle. <p>Pour plus de renseignement sur la sécurité : 1-866-662-0666.</p>





5.2.1a Individual tassel cords and cord release device (stock blinds)

[Replace this clause with the following]

 WARNING	 MISE EN GARDE
	
<p>Young children can STRANGLE in cord and bead chain loops. They can also wrap cords around their necks and STRANGLE.</p> <ul style="list-style-type: none"> • Always ensure that inner cord stop devices are within 153 mm (6 in) of headrail when blind is in the fully lowered position. See adjustment instructions. • Always keep cords and bead chains out of children's reach. • Move cribs, playpens, and other furniture away from cords and bead chains. Children can climb furniture to get to cords. • Do not tie cords together. Make sure cords do not twist together and create a loop. <p>For more safety information: 1-866-662-0666.</p>	<p>Un jeune enfant peut s'ÉTRANGLER avec la boucle d'un cordon ou d'une chaînette. Il peut aussi enrouler le cordon autour de son cou et s'ÉTRANGLER.</p> <ul style="list-style-type: none"> • S'assurer que les dispositifs d'arrêt du cordon interne sont à moins de 153 mm (6 po) du rail supérieur quand le store est complètement baissé. Voir les instructions de réglage. • Gardez toujours les cordons et les chaînettes hors de portée des enfants. • Éloignez les lits et parcs de bébé, ainsi que toute autre pièce de mobilier, des cordons et des chaînettes. Un enfant peut grimper sur un meuble pour atteindre les cordons. • Ne nouez pas deux cordons. Assurez-vous que deux cordons ne puissent s'entremêler et former une boucle. <p>Pour plus de renseignement sur la sécurité : 1-866-662-0666.</p>





5.2.2 Cord with cord connector

[Replace this clause with the following]

 WARNING	 MISE EN GARDE
	
<p>Young children can STRANGLE in cord and bead chain loops and in the loop(s) above the cord connector. They can also wrap cords around their necks and STRANGLE.</p> <ul style="list-style-type: none"> • Always keep cords and bead chains out of children's reach. • Move cribs, playpens, and other furniture away from cords and bead chains. Children can climb furniture to get to cords. <p>For more safety information: 1-866-662-0666.</p>	<p>Un jeune enfant peut s'ÉTRANGLER avec la boucle du cordon ou de la chaînette ou la boucle formée au-dessus de l'arrêt de cordon. Il peut également enrouler les cordons autour de son cou et s'ÉTRANGLER.</p> <ul style="list-style-type: none"> • Gardez toujours les cordons et les chaînettes hors de portée des enfants. • Éloignez les lits et parcs de bébé, ainsi que toute autre pièce de mobilier, des cordons et des chaînettes. Un enfant peut grimper sur un meuble pour atteindre les cordons. <p>Pour plus de renseignement sur la sécurité : 1-866-662-0666.</p>





5.2.3 Tension device hang tag (attach to tension device)

[Replace this clause with the following]

 WARNING	 MISE EN GARDE
	
<p>Young children can STRANGLE in cord and bead chain loops. They can also wrap cords around their necks and STRANGLE.</p> <ul style="list-style-type: none"> • Always keep cords and bead chains out of children's reach. • Move cribs, playpens, and other furniture away from cords and bead chains. Children can climb furniture to get to cords. • Attach tension device to wall or floor. This can prevent children from pulling cords and bead chains around their necks. <p>For more safety information: 1-866-662-0666.</p>	<p>Un jeune enfant peut s'ÉTRANGLER avec la boucle du cordon ou d'une chaînette. Il peut aussi enrouler les cordons autour de son cou et s'ÉTRANGLER.</p> <ul style="list-style-type: none"> • Gardez toujours les cordons et les chaînettes hors de portée des enfants. • Éloignez les lits et parcs de bébé, ainsi que toute autre pièce de mobilier, des cordons et des chaînettes. Un enfant peut grimper sur un meuble pour atteindre les cordons. • Fixez au mur ou sur le plancher un dispositif gardant chaînette ou le cordon bien tendu. On peut ainsi empêcher l'enfant de saisir le cordon ou la chaînette et de s'enrouler autour du cou. <p>Pour plus de renseignement sur la sécurité : 1-866-662-0666.</p>





5.2.4 Cord retraction device

[Replace this clause with the following]

 WARNING	 MISE EN GARDE
	
<p>Young children can STRANGLE in cord and bead chain loops. They can also wrap cords around their necks and STRANGLE.</p> <ul style="list-style-type: none"> • Always keep cords and bead chains out of children's reach. • Move cribs, playpens, and other furniture away from cords and bead chains. Children can climb furniture to get to cords. <p>For more safety information: 1-866-662-0666.</p>	<p>Un jeune enfant peut s'ÉTRANGLER avec la boucle du cordon ou d'une chaînette. Il peut aussi enrouler les cordons autour de son cou et s'ÉTRANGLER.</p> <ul style="list-style-type: none"> • Gardez toujours les cordons et les chaînettes hors de portée des enfants. • Éloignez les lits et parcs de bébé, ainsi que toute autre pièce de mobilier, des cordons et des chaînettes. Un enfant peut grimper sur un meuble pour atteindre les cordons. <p>Pour plus de renseignement sur la sécurité : 1-866-662-0666.</p>





5.2.5 Cord shroud hang tag (attach to cord shroud)

[Replace this clause with the following]

 WARNING	 MISE EN GARDE
	
<p>Young children can STRANGLE in cord and bead chain loops. They can also wrap cords around their necks and STRANGLE.</p> <ul style="list-style-type: none"> • Always keep cords and bead chains out of children's reach. • Move cribs, playpens, and other furniture away from cords and bead chains. Children can climb furniture to get to cords. • Do not remove looped cord from cord shroud. <p>For more safety information: 1-866-662-0666.</p>	<p>Un jeune enfant peut s'ÉTRANGLER avec la boucle d'un cordon ou d'une chaînette. Il peut aussi enrouler le cordon autour de son cou et s'ÉTRANGLER.</p> <ul style="list-style-type: none"> • Gardez toujours les cordons et les chaînettes hors de portée des enfants. • Éloignez les lits et parcs de bébé, ainsi que toute autre pièce de mobilier, des cordons et des chaînettes. Un enfant peut grimper sur un meuble pour atteindre les cordons. • N'enlevez pas le gland qui recouvre le cordon formant une boucle. <p>Pour plus de renseignement sur la sécurité : 1-866-662-0666.</p>

5.2.6 Cord shear

[Replace this clause with the following]

 WARNING	 MISE EN GARDE
	
<p>Young children can STRANGLE in cord and bead chain loops. They can also wrap cords around their necks and STRANGLE.</p> <ul style="list-style-type: none"> • Always keep cords and bead chains out of children's reach. • Move cribs, playpens, and other furniture away from cords and bead chains. Children can climb furniture to get to cords. • Do not tie cords together. Make sure cords do not twist together and create a loop. • Replace cord or bead chain if cut. <p>For more safety information: 1-866-662-0666.</p>	<p>Un jeune enfant peut s'ÉTRANGLER avec la boucle d'un cordon ou d'une chaînette. Il peut aussi enrouler le cordon autour de son cou et s'ÉTRANGLER.</p> <ul style="list-style-type: none"> • Gardez toujours les cordons et les chaînettes hors de portée des enfants. • Éloignez les lits et parcs de bébé, ainsi que toute autre pièce de mobilier, des cordons et des chaînettes. Un enfant peut grimper sur un meuble pour atteindre les cordons. • Ne nouez pas deux cordons. Faites en sorte que deux cordons ne puissent s'entremêler et former une boucle. • Remplacer les cordons et les chaînettes coupés. <p>Pour plus de renseignement sur la sécurité : 1-866-662-0666.</p>

5.2.7 Cordless horizontal and pleated blind



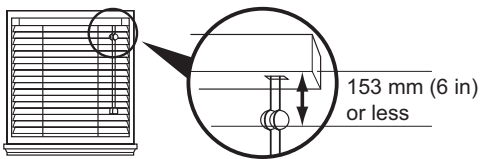
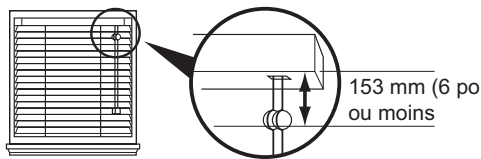
[Replace this clause with the following]

 WARNING	 MISE EN GARDE
	
<p>Inner cords can pull out to form a loop, which can STRANGLE a young child.</p> <ul style="list-style-type: none"> • Children can climb furniture to access inner cords. Move cribs, playpens, and other furniture away from window coverings. <p>For more safety information: 1-866-662-0666.</p>	<p>Les cordons intérieurs peuvent sortir pour former une boucle et ÉTRANGLER un jeune enfant.</p> <ul style="list-style-type: none"> • Un enfant peut grimper sur un meuble pour atteindre les cordons. Eloignez les lits et parcs de bébé, ainsi que toute autre pièce de mobilier, des couvre-fenêtres. <p>Pour plus de renseignement sur la sécurité : 1-866-662-0666.</p>

5.3.1.1 Inner cord stop warning

[Replace this clause with the following]

(In English and French) The word “warning” shall be in upper case letters not less than 8 mm (5/16 in) or 1.5 times the height of the warning message text, whichever is larger, and shall be preceded by the ANSI safety alert symbol (an equilateral triangle surrounding an exclamation mark). The rest of the warning message text shall be in both upper and lower case letters with the upper case letters not less than 5 mm (3/16 in) or the height of most text in the instructions, whichever is larger. A pictogram of the fully lowered product with a circle around the inner cord stops and adjacent headrail and a detail of the circled area showing the cord stops located no more than 153 mm (6 in) below the headrail shall be included in the warning. The warning shall be within a border in a prominent location on the installation instructions.

 WARNING	 MISE EN GARDE
	
<p>Inner cords can pull out to form a loop, which can STRANGLE a young child.</p> <ul style="list-style-type: none"> • Inner cord stop devices can reduce this risk if positioned correctly on the pull cords. • If inner cord stop devices are more than 153 mm (6 in) below the headrail when the blind is fully lowered, move them closer by following the inner cord stop device adjustment instructions. <p>For more safety information: 1-866-662-0666.</p>	<p>Les cordons intérieurs peuvent sortir pour former une boucle et ÉTRANGLER un jeune enfant.</p> <ul style="list-style-type: none"> • Les dispositifs d'arrêt des cordons intérieurs peuvent diminuer ce risque s'ils sont placés correctement sur les cordons. • Si les dispositifs d'arrêt des cordons sont situés à plus de 153 mm (6 po) en dessous du rail supérieur quand le store est complètement baissé, rapprochez-les en suivant les instructions de réglage du dispositif d'arrêt du cordon intérieure. <p>Pour plus de renseignement sur la sécurité : 1-866-662-0666.</p>

5.3A Installation instructions

[Add the following clause]

All instructions for this product shall include an explanation and diagrams showing method(s) for keeping the cord out of reach of children. The instructions shall also include Health Canada's Web site address, www.healthcanada.gc.ca/blindcords (English) or www.santecanada.gc.ca/cordons-stores (French), or Health Canada's toll-free phone number, 1-866-662-0666, for further safety information.

5.4 Product origins

[Replace this clause with the following]

There shall be a permanent label or marking on each finished corded window covering product that identifies the name and city of the manufacturer, or importer, or distributor, or fabricator, or seller, and the year of manufacture.

Appendix B

B1 Referenced documents

[Replace the second paragraph (“Federal Standard: 16 CRF 1501 . . .” with the following]

Government of Canada Legislation

Hazardous Products Act, R.S.C. 1985, c. H-3 and the Regulations thereto, including amendments.

All queries on information available from the Healthy Environments and Consumer Safety Branch of Health Canada may be addressed to:

Director, Consumer Product Safety Bureau
Healthy Environments and Consumer Safety Branch
Health Canada
A.L. 3504D
Ottawa, Ontario, CANADA
K1A 0K9
Telephone: 1-866-662-0666
E-mail: cps-spc@hc-sc.gc.ca

American National Standard for Safety of Corded Window Covering Products

Sponsor



American National Standard Institute
11 West 42nd Street, New York, New York 10036

ANSI/WCMA A100.1-2007
Revision of
ANSI/WCMA A100.1 – 2002

AMERICAN NATIONAL STANDARD
FOR SAFETY OF
CORDED WINDOW COVERING PRODUCTS



SPONSOR
WINDOW COVERING MANUFACTURERS ASSOCIATION, INC.

AMERICAN NATIONAL STANDARDS INSTITUTE, INC.
APPROVED May 17, 2007

AMERICAN NATIONAL STANDARD

An American National Standard implies a consensus of those substantially concerned with its scope and provisions. An American National Standard is intended as a guide to aid the manufacturer, the consumer and the general public. The existence of an American National Standard does not in any respect preclude anyone, whether he has approved the Standard or not, from manufacturing, marketing, purchasing, or using products, processes, or procedures not conforming to the Standard. American National Standards are subject to periodic review and users are cautioned to obtain the latest editions.

CAUTION NOTICE: This American National Standard is permitted to be withdrawn at any time. The procedures of the American National Standards Institute require that action be taken to reaffirm, revise, or withdraw this Standard no later than five years from the date of publication. Purchasers of American National Standards receive current information on all Standards by calling or writing The American National Standards Institute.

Published by
Window Covering Manufacturers Association, Inc.
355 Lexington Avenue, New York, New York, 10017

Copyright © 2007 by the Window Covering Manufacturers
Association, Inc.
Not to be reproduced without
Specific authorization from WCMA

This Standard was developed by the Window Covering Manufacturers Association, Inc.

FOREWORD

WCMA standards, of which the document contained herein is one, are developed through a consensus standards development process approved by the American National Standards Institute. This process brings together volunteers representing varied viewpoints and interests to achieve consensus around window covering products and safety issues. While the WCMA administers the process and establishes rules to promote fairness in the development of consensus, it does not independently test, evaluate, or verify the accuracy of any information or the soundness of any judgments contained in any such standards.

The WCMA disclaims liability for any personal injury, property, or other damages of any nature whatsoever, whether special, indirect, consequential or compensatory, directly or indirectly resulting from the publication, use of, or reliance on this document. The WCMA also makes no guaranty or warranty as to the accuracy or completeness of any information published herein.

In issuing and making this document available, the WCMA is not undertaking to render professional or other services for or on behalf of any person or entity. Nor is the WCMA undertaking to perform any duty owed by any person or entity to someone else. Anyone using this document should rely on his or her own independent judgment or, as appropriate, seek the advice of a competent professional in determining the exercise of reasonable care in any given circumstances.

The WCMA has no power, nor does it undertake, to police or enforce compliance with the contents of this document. Nor does the WCMA list, certify, test or inspect products, designs, or installations for compliance with this document. Any certification or other statement of compliance with the requirements of this document shall not be attributable to the WCMA and is solely the responsibility of the certifier or maker of such statement.

TABLE OF CONTENTS

1.	SCOPE	5
2.	GENERAL	5
3.	DEFINITIONS.....	5
4.	PRODUCT REQUIREMENTS	7
5.	LABELING AND OPERATIONAL TAGS	8
6.	TESTS AND PARAMETERS	15
	A1.3.4.4.3.4.3 - 2 CORDS.....	20
	A1.3.4.4.3.4.4 - 3 CORDS.....	21
	A1.3.4.4.3.4.5 - 4 CORDS.....	22
	Figure A-1 Test Fixture Construction.....	26

1. SCOPE

1.1 The members of the Window Covering Manufacturers Association, Inc. (WCMA), recognizing that unfortunate accidents, including strangulation, have occurred among young children using certain products having flexible loops made or imported by members of the industry, have prepared this Standard in cooperation with the U.S. Consumer Product Safety Commission (CPSC).

WCMA members have been engaged in an extensive awareness program and have also furnished millions of devices to be used in a retrofit manner to reduce the chance of user injury.

This Standard is not intended to inhibit, but rather to encourage the development of devices and methods that shall further improve the safety of products manufactured by industry members. Manufacturers and other users of this Standard are requested to submit suggestions for improvements to WCMA.

Members of WCMA, in recognition of continuing improvements to be made, shall sponsor appropriate revisions to this Standard on a regular basis.

1.2 This Standard applies to all interior drapery hardware and window covering products that incorporate bead chains, cords, or any type of flexible looped device in their operation. The items covered include the products listed in 1.3 when used in all reasonably foreseeable environments where young children are present.

1.3 Products covered include Cellular Shades, Horizontal Blinds, Pleated Shades, Roll-Up Blinds, Roller Shades, Roman Shades, Traverse Rods, and Vertical Blinds. Stock and Custom Products. (See Section 3 for definitions of these terms.)

2. GENERAL

2.1 **Objective** The objective of this Standard is to provide requirements for covered products in 1.3 that reduce the possibility of injury, including strangulation, to young children from the bead chain, cord, or any type of flexible loop device used to operate the product.

2.2 **Values** Required values given in this Standard are given in U.S. units. The SI (metric) equivalents are approximate.

2.3 **Tolerances** Where only plus or minus values are given, they are permitted to be exceeded or reduced as appropriate at the option of the manufacturers. Linear dimensions expressed without specific tolerances or are not marked maximum or minimum shall be plus or minus 1/32 in. (1 mm).

3. DEFINITIONS

3.1 **Accessible Inner Cords** “Accessible” inner cords are the inner cords and or blind members, which can be accessed and pulled, to create a free standing cord loop.

3.2 **Bead Chain** A series of small spheres, equally spaced on a cord or connected by metal shafts, and used to operate a window-covering product.

3.3 **Cellular Shades** Includes those products referenced and commonly known as Honeycomb Shades. (Figure 2.) These products are manufactured using a number of natural and artificial materials, which include but are not limited to, fabric, and polyester film. Cellular shade substrates consist of multiple layers (referenced to as a single, double or triple cell construction) of material formed into tubes or cells in a horizontal orientation.

3.4 **Cord Connector** A device used to join the ends of several individual cords and provide cord(s) for operation below the cord connector.

3.5 **Cord or Bead Loop** A curving or doubling of a bead chain or cord so as to form a closed loop.

3.6 **Cord Release Device** A device which releases a cord loop when subjected to a specified load.