



A practical handbook for implementing CSA B52:18, Mechanical refrigeration code

CSA B52HB:20



Legal Notice

This document is provided by the Canadian Standards Association (operating as “CSA Group”) as a convenience only.

Disclaimer and exclusion of liability

This document is provided without any representations, warranties, or conditions of any kind, express or implied, including, without limitation, implied warranties or conditions concerning this document’s fitness for a particular purpose or use, its merchantability, or its noninfringement of any third party’s intellectual property rights. CSA Group does not warrant the accuracy, completeness, or currency of any of the information published in this document. CSA Group makes no representations or warranties regarding this document’s compliance with any applicable statute, rule, or regulation.

IN NO EVENT SHALL CSA GROUP, ITS VOLUNTEERS, MEMBERS, SUBSIDIARIES, OR AFFILIATED COMPANIES, OR THEIR EMPLOYEES, DIRECTORS, OR OFFICERS, BE LIABLE FOR ANY DIRECT, INDIRECT, OR INCIDENTAL DAMAGES, INJURY, LOSS, COSTS, OR EXPENSES, HOWSOEVER CAUSED, INCLUDING BUT NOT LIMITED TO SPECIAL OR CONSEQUENTIAL DAMAGES, LOSS OF REVENUE, BUSINESS INTERRUPTION, LOST OR DAMAGED DATA, OR ANY OTHER COMMERCIAL OR ECONOMIC LOSS, WHETHER BASED IN CONTRACT, TORT (INCLUDING NEGLIGENCE), OR ANY OTHER THEORY OF LIABILITY, ARISING OUT OF OR RESULTING FROM ACCESS TO OR POSSESSION OR USE OF THIS DOCUMENT, EVEN IF CSA GROUP HAS BEEN ADVISED OF THE POSSIBILITY OF SUCH DAMAGES, INJURY, LOSS, COSTS, OR EXPENSES.

In publishing and making this document available, CSA Group is not undertaking to render professional or other services for or on behalf of any person or entity or to perform any duty owed by any person or entity to another person or entity. The information in this document is directed at those who have the appropriate degree of experience to use and apply its contents, and CSA Group accepts no responsibility whatsoever arising in any way from any and all use of or reliance on the information contained in this document.

Intellectual property rights and ownership

As between CSA Group and the users of this document (whether or not in printed or electronic form), CSA Group is the owner, or the authorized licensee, of all works contained herein that are protected by copyright, all trade-marks (except as otherwise noted to the contrary), and all inventions and trade secrets that may be contained in this document, whether or not such inventions and trade secrets are protected by patents and applications for patents. Without limitation, the unauthorized use, modification, copying, or disclosure of this document may violate laws that protect CSA Group’s and/or others’ intellectual property and may give rise to a right in CSA Group and/or others to seek legal redress for such use, modification, copying, or disclosure. To the extent permitted by licence or by law, CSA Group reserves all intellectual property rights in this document.

Patent rights

Attention is drawn to the possibility that some of the elements of this document may be the subject of patent rights. CSA Group shall not be held responsible for identifying any or all such patent rights. Users of this document are expressly advised that determination of the validity of any such patent rights is entirely their own responsibility.

Use of this document*

This document is being provided by CSA Group for informational and non-commercial use only. If you do not agree with any of the terms and conditions contained in this Legal Notice, you may not use this document. Use of this document constitutes your acceptance of the terms and conditions of this Legal Notice.



Standards Update Service

CSA B52HB:20 January 2020

Title: *A practical handbook for implementing CSA B52:18, Mechanical refrigeration code*

To register for e-mail notification about any updates to this publication

- go to store.csagroup.org
- click on **Product Updates**

The **List ID** that you will need to register for updates to this publication is **24278**.

If you require assistance, please e-mail techsupport@csagroup.org or call 416-747-2233.

Visit CSA Group's policy on privacy at www.csagroup.org/legal to find out how we protect your personal information.

CSA B52HB:20
***A practical handbook for
implementing CSA B52:18,
Mechanical refrigeration code***



®A trademark of the Canadian Standards Association, operating as "CSA Group"

*Published in January 2020 by CSA Group
A not-for-profit private sector organization
178 Rexdale Boulevard, Toronto, Ontario, Canada M9W 1R3*

*To purchase standards and related publications, visit our Online Store at store.csagroup.org
or call toll-free 1-800-463-6727 or 416-747-4044.*

ISBN 978-1-4883-2684-4

*© 2020 Canadian Standards Association
All rights reserved. No part of this publication may be reproduced in any form whatsoever
without the prior permission of the publisher.*

Contents

Technical Committee on Mechanical Refrigeration Code (B52)	2
Preface	7
0 Introduction	8
1 Scope of CSA B52	22
2 Reference publications	23
3 Definitions and abbreviations	23
4 System selection and application requirements	24
5 Equipment design and construction	38
6 Installation	49
7 Overpressure protection	62
8 Maintenance of systems	74
9 Precautions	85
<hr/>	
Annex A — Use in refrigeration systems of refrigerants considered ozone-depleting substances	87
Annex B — Use of hydrocarbon refrigerants — In new equipment and as drop-in replacements for other classes of refrigerants in existing systems	89
Annex C — Maximum refrigerant quantities per occupied space — Derivation of values for Table 1, CSA B52 for A1 and B1 refrigerants	91
Annex D — Design considerations and refrigeration piping for variable refrigerant flow (VRF) systems	98
Annex E — Considerations on piping for ammonia/water (ammonium hydroxide) mixtures	100
Annex F — ASHRAE 15 regulation deference of ammonia refrigeration systems	102

Preface

This is the third edition of CSA B52HB, *A practical handbook for implementing CSA B52:18, Mechanical refrigeration code*. It supersedes the previous editions published in 2016 and 2005.

The primary objective of this Handbook is to provide both novice and experienced users of CSA B52 with a concise, user-friendly guide to understanding and implementing the requirements of CSA B52. The B52 Code, which originated in 1939, has been regularly updated throughout the years and is now in its twelfth edition. This Handbook also briefly describes the evolution of CSA B52, touching on the Code's development process, updates and interpretations, and the relationship between the Code and jurisdictional regulations.

Changes in the CSA B52:18 Standard are reflected in this edition of the Handbook.

As society has been advocating the change to natural refrigerants in order to preserve the environment, there are many safety issues which must be addressed. This version of the CSA B52 Handbook will provide many of the recommended minimum safety protocols to be adhered to, in order to avoid issues. Many of the changes along with an explanation are as follows: Members of the B52 Technical Committee also contributed to its development.

CSA Group gratefully acknowledges the work of Ian Frost and Craig McDonald in the development of this Handbook. Material on ammonia diffusion tanks was generously provided by James Shou. The Technical Committee on the Mechanical Refrigeration Code also contributed to the development of this Handbook.

Notes:

- 1) *Use of the singular does not exclude the plural (and vice versa) when the sense allows.*
- 2) *All inquiries regarding this Special Publication should be addressed to CSA Group, 178 Rexdale Blvd., Toronto, Ontario, Canada M9W 1R3.*

CSA B52HB:20

A practical handbook for implementing CSA B52:18, Mechanical refrigeration code

0 Introduction

General

Since its first publication in 1939, CSA B52, *Mechanical refrigeration code*, has achieved an impressive degree of consensus as the Canadian standard for the safe usage of various types and sizes of mechanical refrigeration systems. The Code provides the public with the minimum requirements for the design, construction, installation, testing, and maintenance of mechanical refrigeration systems.

Over the years, however, a need has been expressed for a supplementary document explaining the meaning of the Code and the relationship between the Code's requirements and federal, provincial, and territorial jurisdictional regulations. This Handbook is intended to help users such as design engineers, installing contractors, owners, system operators, system inspectors, and regulators achieve a better understanding of CSA B52 and its application.

Throughout this Handbook, CSA B52-18 is sometimes referred to as the "Code". This Handbook reproduces material from the Code, which appears in textboxes. Tables and figures reproduced from the Code maintain the numbering found in the Code (e.g., Table 2 from the Code is reproduced as Table 2 in the Handbook). Tables and figures that are unique to the Handbook are prefixed with "HB" (e.g., Table [HB.2](#)). In addition, some material has been excerpted from other sources. Where this excerpted material appears in the body of the Handbook, it will appear in a textbox; and where it appears in an annex, it will appear without a textbox.

The evolution of CSA B52

The first edition

During the late 1930s, a Joint Committee on Refrigeration, appointed by Québec's Department of Labour in co-operation with the Canadian Refrigeration and Air Conditioning Association, met with representatives of refrigeration system manufacturers in Montréal. They prepared the first drafts of the Code for local purposes, in an attempt to set up standards for the application, installation, and use of refrigerating machinery.

These drafts, at the request of Québec's Department of Labour, were submitted to the Canadian Engineering Standards Association (now CSA Group) to be considered as the basis for an interprovincial code for mechanical refrigeration. The Canadian Engineering Standards Association set up a Committee on Mechanical Refrigeration, which included representatives of manufacturers, general users, and regulatory authorities. The following organizations were represented on that committee:

- a) Frigidaire, a Division of General Motors, Montréal;
- b) Canadian Westinghouse Co. Ltd., Hamilton;
- c) Universal Cooler Co. of Canada, Brantford;
- d) Kelvinator of Canada Ltd., Montréal;
- e) Linde Canadian Refrigeration Co. Ltd., Montréal;
- f) Canadian Industries Ltd., Montréal;
- g) Canadian General Electric, Toronto;

- h) Canadian Refrigeration and Air Conditioning Association;
- i) Canadian Institute of Chemistry;
- j) Canadian National Railways;
- k) Engineering Institute of Canada;
- l) National Research Council;
- m) Canadian Pacific Railway Co.;
- n) Canadian Gas Association;
- o) Ontario Department of Labour;
- p) Department of National Health;
- q) Québec Department of Labour;
- r) Fire Marshal of Ontario; and
- s) Province of British Columbia.

Twenty-seven of the committee's twenty-eight members were from either Québec or Ontario. The only representative from elsewhere in Canada was from Vancouver, British Columbia.

Many factors not directly associated with the science or technology of refrigeration had to be considered. It took about two years for the committee to incorporate a number of changes suggested by the mature judgments of the interests represented. In addition, the Air Conditioning Industries Branch of the Toronto Board of Trade and the Refrigeration Industries Committee on Codes, sponsored by the American Society of Refrigerating Engineers (ASRE, precursor of ASHRAE) and governed by rules and regulations of the American Standards Association, provided a wealth of information and practical assistance.

Approval of the Code was obtained in April 1939, and in September 1939 the Main Committee of CESA authorized publication of the Code as a CESA Standard, published in October 1939, No. B52-1939, *Canadian Engineering Standards Association Mechanical Refrigeration Code*, was adopted by the provinces as the standard interprovincial code for mechanical refrigeration.

Refrigerant classifications

The 1939 edition of the Code listed just eighteen refrigerants in three groups:

- a) Group 1:
 - i) Carbon dioxide, CO_2 ;
 - ii) Dichlorodifluoromethane (Freon-12), CCl_2F_2 ;
 - iii) Dichloromonofluoromethane (Freon-21), CHCl_2F ;
 - iv) Dichlorotetrafluoroethylene (Freon-114), $\text{C}_2\text{Cl}_2\text{F}_4$;
 - v) Dichloromethane (Carrene No. 1), CH_2Cl_2 ;
 - vi) Trichloromonofluoromethane (Freon-11), CCL_3F ; and
 - vii) Carrene No. 2, C_3F_8 .
- b) Group 2:
 - i) Ammonia, NH_3 ;
 - ii) Dichloroethylene, $\text{C}_2\text{H}_2\text{Cl}_2$;
 - iii) Ethyl chloride, $\text{C}_2\text{H}_5\text{Cl}$;
 - iv) Methyl chloride, CH_3Cl ;
 - v) Methyl formate, HCOOCH_3 ; and
 - vi) Sulphur dioxide, SO_2 .
- c) Group 3:
 - i) Butane, C_4H_{10} ;
 - ii) Ethane, C_2H_6 ;
 - iii) Ethylene, C_2H_4 ;

- iv) Isobutane, (CH₃)₃CH; and
- v) Propane, C₃H₈.

The tenth edition of CSA B52 (2005 publication), by contrast, lists forty-eight refrigerants in six groups — striking evidence of the complexity of refrigeration technology over seven decades.

As a result of the environmental regulations controlling the use of refrigerants, the eleventh edition of CSA B52 (2013 publication) lists only twenty-one refrigerants in six groups with an additional number of infrequently used refrigerants found in Annex L. The number of refrigerants supported within the context of CSA B52 was substantially less than in previous editions as a result of the fact that many refrigerants are no longer environmentally acceptable and new refrigerants are being created regularly on an ongoing basis. Any refrigerants not found within the confines of CSA B52 should be verified using ASHRAE 34.

The twelfth edition of CSA B52 (2018 publication) significantly revised Table 1 with additional refrigerants and the addition of 2 L flammability classifications for lower flammability refrigerants and blends.

Updating the Code

Over the years, CSA B52 has been managed effectively to keep up to date with new refrigerants and new technology. In 1951, the second edition of the Code replaced the original edition. In subsequent editions, clauses were reorganized, appendices were added, and new requirements were addressed. The frequency of new editions was not very high until the early 1990s when the countdown to the full phase-out of CFC refrigerants began, following the adoption of the Montréal Protocol, which was signed in 1987 and entered into force on January 1, 1989. Since then, seven new editions have been published (in 1991, 1992, 1995, 1999, 2005, 2013, and 2018).

With changes in refrigerant usage, changes in the technology of material and equipment, and changes in approaches to public safety and the protection of the environment, CSA B52 has kept pace, so that stakeholders have always had a Code that addressed the design, construction, installation, and maintenance of mechanical refrigeration systems to minimize the risk of human injury. The routine maintenance of mechanical refrigeration systems is imperative in order to maintain the safe operating conditions of the original design and installation of a refrigeration system. It is for this reason that there have been substantial modifications to Clause 8, from previous versions of CSA B52.

Process of CSA B52 development

Consensus process

CSA Group standards in general reflect a national consensus of producers and users, including manufacturers, consumers, retailers, unions, professional organizations, and governmental agencies. The standards are used widely by industry and commerce and often adopted by municipal, provincial, and federal governments in their regulations, particularly in the fields of health, safety, building, construction, and the environment.

Individual companies, and associations across Canada indicate their support for CSA Group's standards development by volunteering their time and skills to CSA committee work and supporting the Association's objectives through sustaining memberships.

All CSA Group standards reflect a reasonable agreement among a number of capable individuals whose collective interest provides, to the greatest practicable extent, a balance between the needs of producers, users, regulators, and others with relevant interests in the subject at hand.

Technical Committee

CSA B52 is prepared by the **Technical Committee on the Mechanical Refrigeration Code** under the jurisdiction of the Strategic Steering Committee on Mechanical Industrial Equipment Safety, and is formally approved by the Technical Committee. The Technical Committee membership consists of representatives of three groups of interests: producers, regulators, and general users.

Interpretations

Even though the implementation of interpretations of CSA B52 within any particular jurisdiction rests with that jurisdiction's regulatory authority, requests for interpretation can be submitted to CSA Group staff for formal action. Such requests should, as a minimum

- a) define the problem, making reference to a specific clause;
- b) provide an explanation of the circumstances surrounding the actual field situation; and
- c) be phrased
 - i) preferably as a question, to permit a specific "Yes" or "No" answer; or
 - ii) alternatively, as a statement, to permit an "agree" or "disagree" answer.

A CSA Group project manager will review the request in consultation with the B52 Technical Committee Chair and decide whether the answer should be prepared with or without the involvement of the full B52 Technical Committee. After the appropriate members have been contacted and a consensus on the answer is achieved, the CSA Group project manager responds to the inquiry.

Relationship of CSA B52 and jurisdictional regulations

Note: *The following is adapted from a paper by Dr. K.T. Lau of the Alberta Boilers Safety Association.*

Codes and standards are usually written by panels of experts with particular knowledge in a specific field. They normally do not have the force of law until adopted officially by a jurisdiction. CSA B52 is such a code: it does not have the force of law until adopted officially by provincial and territorial jurisdictions. Even upon adoption, the regulatory authorities having jurisdiction should be consulted as to the extent of the adoption, as the Code may have been adopted with exemptions or with additional requirements.

In Canada, pressure equipment safety is generally under the jurisdiction of provincial and territorial governments. Each government has legislation that includes a safety codes act and regulations that represent the provincial or territorial laws. Often, safety codes and standards are adopted as part of government regulations, to ensure a reasonable level of public safety. These codes and standards are then enforced by the provincial or territorial law. Strict compliance is required, and the adopted codes and standards are no different from any other government regulation.

If there are differences between the requirements of the main text of the jurisdictional regulations and requirements in adopted codes and standards, the requirements of the safety codes act take precedence, since the act is the enabling statute under which the regulations are empowered. For that reason, there may be cases in which a code is adopted with certain exemptions or with additional requirements.

Adopting codes and standards as part of provincial or territorial regulations is very advantageous. Even a technologically advanced and financially well-to-do jurisdiction would find it difficult, if not impossible, to duplicate the technical expertise available in a panel such as the B52 Technical Committee. In the present economic climate, there is even less incentive and justification for a jurisdiction to attempt to do so.

Another consideration is trade and reciprocity between jurisdictions. It is particularly important in a country like Canada, with multiple jurisdictions controlling pressure equipment, that similar, if not identical, requirements be adopted across the land.

The industry and the public also benefit from the adoption of codes and standards, and from enforcement by provincial or territorial law, as this provides a level playing field for all and allows a wide range of parties to have a say in the development of the regulations. The participation of industry and jurisdictional representatives is critical if codes and standards are to be adopted as part of government regulations.

All codes and standards address certain administrative issues, in addition to purely technical requirements. The administrative requirements have mainly to do with documentation that provides the proof that the technical requirements of the standards have been met. These documents may simply be records of materials used or the process or procedure to document the design, quality control system, qualification of personnel, or certification of inspection or code requirement compliance.

Federal, provincial, and territorial jurisdictional authorities

The B52 Technical Committee has industry representatives (producers and users) and representatives from all federal, provincial, and territorial jurisdictions. By working together, the latter are able to include the Code in their safety code acts and regulations. The Canadian provincial and territorial jurisdictional authorities are listed below. They should be consulted for information on whether CSA B52 has been fully adopted or adopted with exemptions or additional requirements.

Technical Safety BC (TSBC)

Engineering and Standards Department Design Registration
Suite 600 — 2889 East 12th Avenue
Vancouver, BC V5M 4T5
Phone: 866-566-7233
Website: <https://www.technicalafetybc.ca>
Email: contact@technicalafetybc.ca

Alberta Boilers Safety Association (ABSA)

9410 20th Avenue
Edmonton, AB T6N 0A4
Phone: 780-437-9100
Fax: 780-437-7787
Website: <https://www.absa.ca>
Email: generalinq@absa.ca

Technical Safety Authority of Saskatchewan (TSASK)

2202 2nd Avenue
Regina, SK S4R 1K3
Phone: 306-798-7111
Fax: 306-787-9273
Website: <http://www.tsask.ca>
Email: customerservice@tsask.ca

Province of Manitoba — Office of the Fire Commissioner

508-401 York Avenue
Winnipeg, MB R3C 0P8
Phone: 204-945-3373

Website: http://www.firecomm.gov.mb.ca/itsm_steam_pressure.html
email: firecomm@gov.mb.ca

Technical Standards & Safety Authority (TSSA) (Ontario)

345 Carlingview Drive
Toronto, ON M9W 6N9
Phone: 1-877-682-TSSA (8772)
Website: <https://www.tssa.org>
Email: customerservices@tssa.org

Régie du bâtiment du Québec

545 boul. Crémazie est, 4e étage
Montréal, QC H2M 2V2
Phone: 1-866-262-2084
Fax: 514-873-9929
Website: <https://www.rbq.gouv.qc.ca/>
Email: interventionsasp@rbq.gouv.qc.ca

National Energy Board

Suite 210, 517 Tenth Avenue SW
Calgary, AB T2R 0A8
Phone: 1-800-899-1265
Website: <http://www.neb-one.gc.ca>
Email: Follow contact link at the above website

New Brunswick Department of Public Safety

Boiler Inspection Program
20 McGloin Street
PO Box 6000
Fredericton, NB E3B 5H1
Phone: 506-453-2336
Fax: 506-457-7394
Website: <https://www2.gnb.ca/content/gnb/en.html>
Email: DPS-MSP.Information@gnb.ca

Nova Scotia Labour and Advanced Education

Technical Safety Division
103 Garland Avenue, 3rd Floor
Dartmouth, NS B3B 0K5
Phone: 902-424-3200
Fax: 902-428-8770
Website: <https://novascotia.ca/lae>
Email: technicalsafety@novascotia.ca

Department of Agriculture and Land (Prince Edward Island)

Inspection Services Branch
31 Gordon Drive
PO Box 2000
Charlottetown, PE C1A 7N8
Phone: 902-368-5567
Fax: 902-368-5526

Website: <https://www.princeedwardisland.ca/>

Email: island@gov.pe.ca

Service NL, Government of Newfoundland and Labrador

Engineering & Inspection Services

100 Prince Phillip Drive

PO Box 8700

St. John's, NL A1B 4J6

Phone: 709-729-2747

Website: <https://www.servicenl.gov.nl.ca/>

Email: servicenlinfo@gov.nl.ca

Yukon Government

Consumer and Safety Services

2071 2 Avenue

PO Box 2703

Whitehorse, YT Y1A 2C6

Phone: 867-667-5811

Website: <http://www.gov.yk.ca/>

Email: inquiry.desk@gov.yk.ca.

Government of the Northwest Territories Department of Infrastructure

Electrical/Mechanical Safety Services

PO Box 1320

Yellowknife, NT X1A 2L9

Phone: 867-767-9043

Fax: 867-873-0117

Website: <https://www.gov.nt.ca>

Email: elecmechsafety@gov.nt.ca

Government of Nunavut Department of Community and Government Services

PO Box 1000, Station 700

Iqaluit, NU X0A 0H0

Telephone: (867) 975-5400

Fax: (867) 975-5305

Website: <https://www.gov.nu.ca/>

Email: info@gov.nu.ca

Basic refrigeration theory and R-744 (carbon dioxide) refrigeration

Refrigeration is a process of drawing heat from substances in order to lower their temperature. Heat is the mechanism that transfers energy across the boundary of systems with differing temperatures, always toward the lower temperature.

Mechanical refrigeration is based on the fact that certain fluids at different pressures and temperatures can absorb heat from or reject heat to their surroundings by changing state from liquid to vapour and from vapour to liquid. These fluids are called refrigerants. In Clause 3.1 of CSA B52, “refrigerant” is defined as follows:

Refrigerant — a fluid used for heat transfer in a refrigeration system that absorbs heat and transfers it at a higher temperature and a higher pressure, usually with a change of state.

Refrigerants are the working fluids in refrigeration, air conditioning, and heat pump systems. They absorb heat from one area, such as a cold-storage locker or an air-conditioned space, and reject it into another, such as outdoor air or water, usually through evaporation and condensation, respectively. Standard vapour compression refrigeration systems utilized refrigerants that operated below the critical point (subcritical) as specified in Clause 3, Item e). With the advent of R-744 (carbon dioxide) as a refrigerant, there are some applications known as “transcritical systems” where the heat absorption process will occur in the subcritical region, but the heat rejection may occur in the supercritical region (above the critical point) as specified in Clause 3, Item g). When operating in the supercritical region, high side refrigerant rejects heat through a gas cooler (desuperheating or sensible change). The design of refrigeration equipment depends on the properties of the selected refrigerant. The selection process involves making a compromise between the desirable thermodynamic properties of the refrigerant and its other properties. A refrigerant must satisfy many requirements, some of which are not directly related to its ability to transfer heat. Chemical stability under the intended conditions of use is the most important characteristic. In some applications, safety codes may require a nonflammable refrigerant of low toxicity.

The most common thermodynamic properties of refrigerants are temperature, pressure, and specific volume or density. Additional thermodynamic properties include entropy, internal energy, and enthalpy. Entropy measures the molecular disorder of a system. The more mixed a system, the greater its entropy. Conversely, an orderly or unmixed configuration is one of low entropy. Enthalpy is a combination of other properties and is defined by the following formula:

$$h = U + pV \text{ (BTU/lb)}$$

where

U = internal energy per unit mass

p = pressure

V = specific volume

The properties of the latest and most frequently used refrigerants have been tabulated and can be extracted from such tables manually or with a suitable computer program. Further information can be found in any textbook on refrigeration theory and in the *ASHRAE Handbook*.

Due to the impact on climate change resulting from the use of fluorocarbon refrigerants, the use of refrigerants having lower damaging effects on the environment are becoming more predominant. Natural refrigerants such as ammonia (R-717) and propane (R-290), while having excellent refrigeration properties, have other concerns such as flammability or toxicity, hence the reintroduction of carbon

dioxide (R-744), a refrigerant having low global warming potential and low toxicity and flammability levels, yet very high operating pressures. These high operating pressures result in major concerns regarding the design, installation, operation, and maintenance of systems utilizing R-744. Many of these concerns will be addressed within CSA B52.

The ASHRAE safety designations of the three most common natural refrigerants are as follows:

- a) R-717 (ammonia) — B2L;
- b) R-290 (propane) — A3; and
- c) R-744 (carbon dioxide) — A1.

Many of the HFC refrigerants currently in use, including R-134a, 404A, 407C, 410A, and 507, all have ASHRAE “A1” safety designations.

Clause 3.1 defines the following terms required to understand the operation of transcritical refrigeration systems as may be found with some carbon dioxide (R-744) systems:

Critical point — a point on the saturation curve where the refrigerant liquid and vapour have identical volume, density, and enthalpy, and where there is no latent heat.

Subcritical — the state of fluids when they are at pressures and temperatures below their critical values.

Subcritical system — a vapour compression refrigeration system where both evaporation and condensation occur in the subcritical region below a refrigerant’s critical point.

Supercritical — the state of fluids when they are at pressures and temperatures above their critical values.

Transcritical system — a vapour compression refrigeration system where evaporation occurs in the subcritical region and heat rejection occurs in the supercritical region using a gas cooler instead of a condenser.

Triple point — the particular temperature and pressure at which three different phases of one substance can coexist in equilibrium.

Note: *Water is an example of a substance that has a well-known triple point.*

Standard vapour compression refrigeration systems utilize refrigerants operating below the critical point (subcritical) as specified in Clause 3, Item e). With the growing demand of R-744 (carbon dioxide) as a refrigerant, there are some applications referred to as “transcritical systems”, where the heat absorption process will occur in the subcritical region, while the heat rejection process may occur in the supercritical region (above the critical point) as specified in Clause 3, Item g). During times while operating in the supercritical region, the high side refrigerant rejects heat through a gas cooler (desuperheating or sensible change). During times while operating below the critical point, the gas cooler behaves as a condenser. A transcritical refrigeration system will have the refrigerant behaving as a subcooled liquid, saturated liquid/vapour, or superheated vapour below the critical point, and as a dense fog above the critical point of the refrigerant. Transcritical systems, as found in R-744 applications, would have the evaporators, expansion devices, and suction lines operating below the critical point of the refrigerant. The discharge of the compressor high side, the discharge line, the gas cooler (replacing the condenser), and the pressure reducing valve all operate at pressures above the critical point of the refrigerant. When ambient conditions are below approximately 27 °C (80 °F), or the

refrigerant's saturated condensing temperature is 31.1 °C (87.9 °F), the system operates below the critical point and the gas cooler becomes a condenser.

Any conditions above the critical point of the R-744 [i.e., 31.1 °C (87.9 °F)] would be referred to as a "supercritical fluid", and the R-744 is neither a liquid nor a vapour, but in reality, a dense fog-like state.

A phase diagram of R-744 (CO₂) is shown in Figure HB.1. Figure HB.2 shows the Mollier (pressure-enthalpy) plot for R-22 in a subcritical refrigeration system. Figure HB.3 shows the Mollier (pressure-enthalpy) plot for R-744 (CO₂) in a transcritical refrigeration system.

Figure HB.1
Phase diagram for CO₂ (R-744)

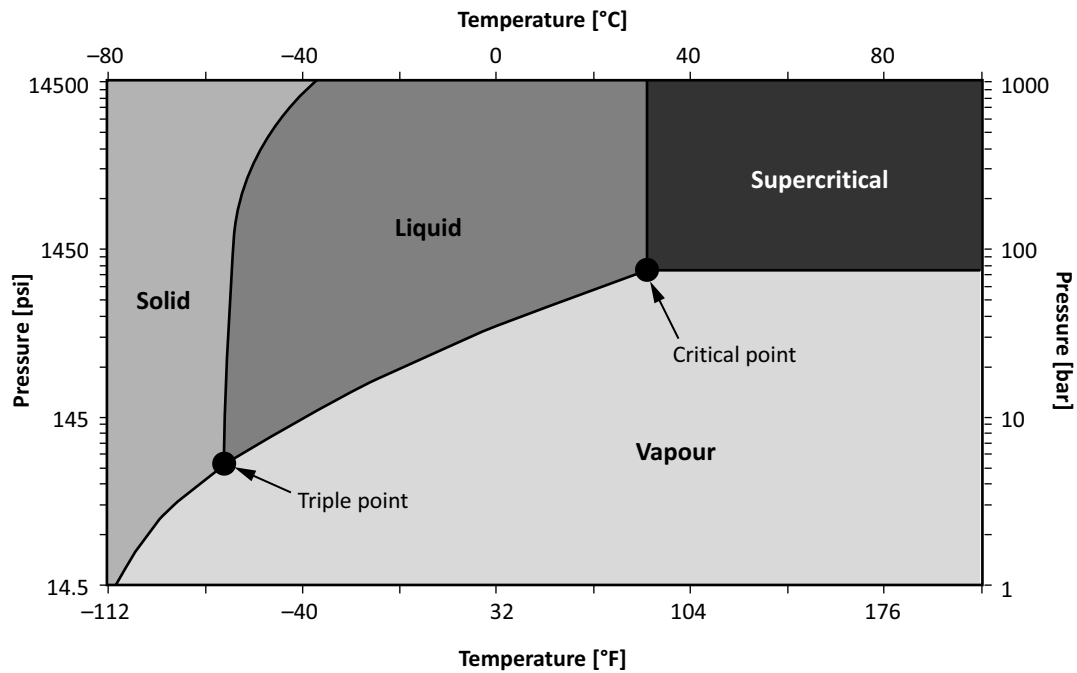
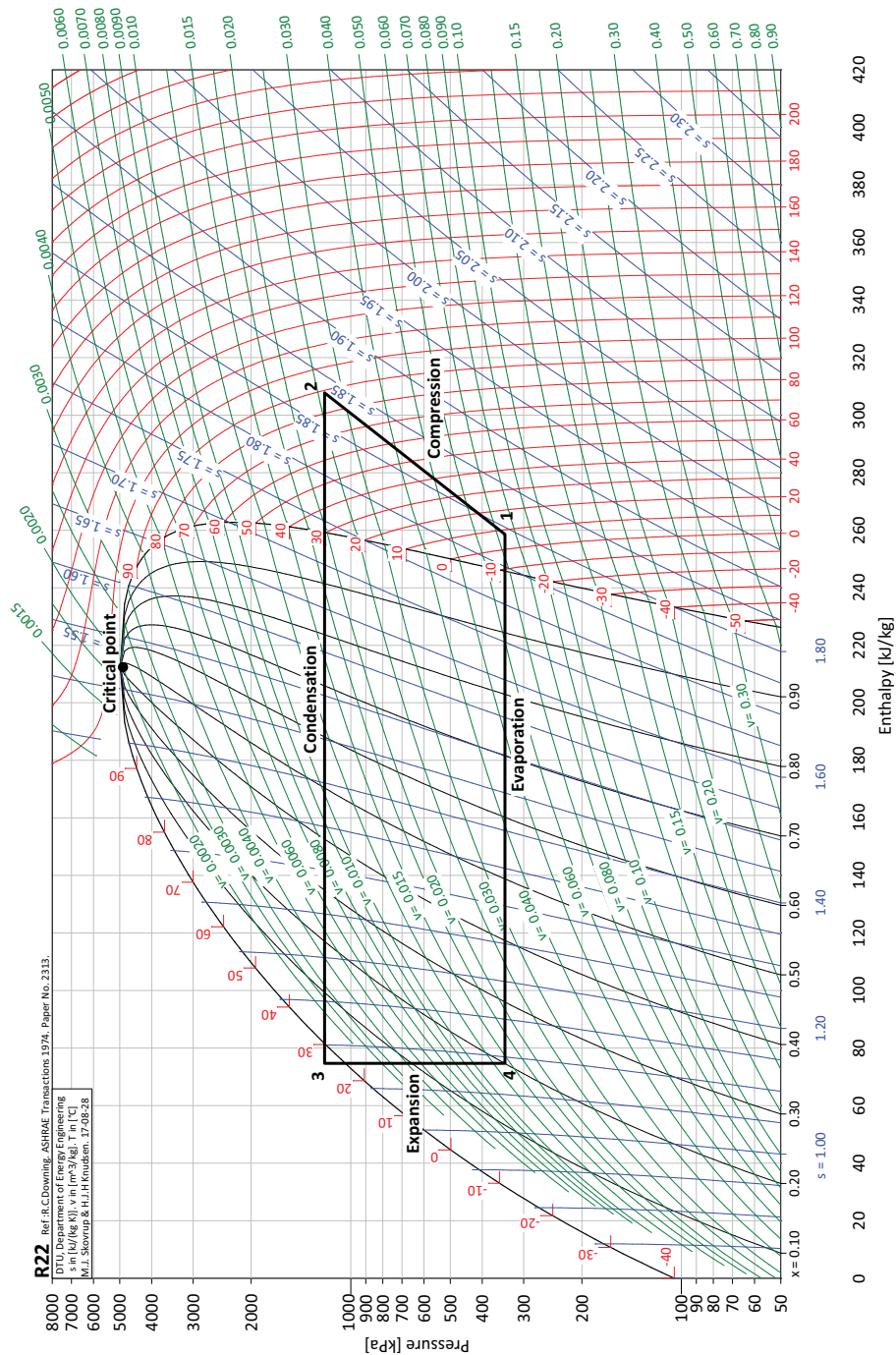
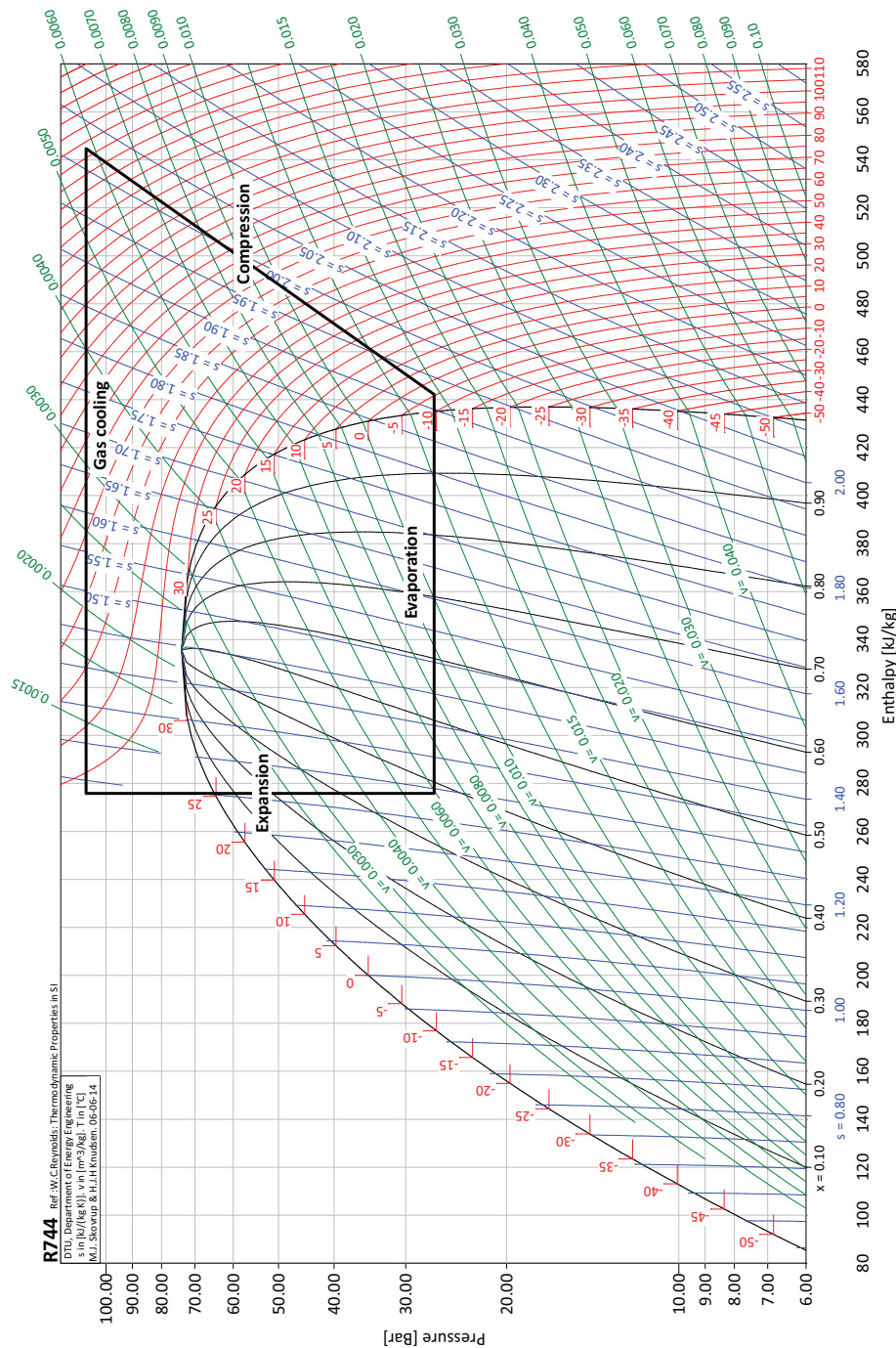


Figure HB.2
Pressure enthalpy diagram of a subcritical refrigeration system as typically found in everyday applications



Source: Mollier (pressure-enthalpy) plot created using CoolPack V1.50, DTU Department of Energy Engineering, M. J. Skovrup H.J.H. Knudsen — Properties: R.C. Downing, ASHRAE Transactions 1974 Paper 2313 (<https://www.ipu.dk/products/coolpack/>)

Figure HB.3
Pressure enthalpy diagram of a transcritical refrigeration system as found in R-744 transcritical applications



Source: Mollier (pressure-enthalpy) plot created using CoolPack V1.50, DTU Department of Energy Engineering, M. J. Skovrup H.J.H. Knudsen — Properties: W.C. Reynolds: Thermodynamic Properties in SI (<https://www.ipu.dk/products/coolpack/>)

Standard refrigeration components, as found in typical subcritical applications, are designed for high side pressures not exceeding 4.1 MPa (600 psig). When R-744 is used, pressures of greater than

4.1 MPa (600 psig) are easily reached at temperatures around 7.2 °C (45 °F). Hence, equipment used above these pressures will require acceptable design and installation procedures.

As can be seen by the sample R-744 PT chart (see Table [HB.1](#)), we observe extremely high operating pressures, especially in the normal condensing temperature ranges.

Table HB.1
R-744 Pressure-Temperature (PT) chart

Temperature, °C (°F)	Pressure, MPa _(abs) - (psig)	Temperature, °C (°F)	Pressure, MPa _(abs) - (psig)
* -56.6 (-69.9)	* 0.52 (60.7)	-3.9 (25)	3.13 (440.1)
-40 (-40)	1.00 (131.0)	-1.1 (30)	3.38 (475.5)
-37.2 (-35)	1.11 (146.4)	1.7 (35)	3.64 (512.8)
-34.4 (-30)	1.23 (163.0)	4.4 (40)	3.91 (552.3)
-31.7 (-25)	1.35 (180.9)	7.2 (45)	4.20 (593.8)
-28.9 (-20)	1.48 (200.0)	10 (50)	4.50 (637.6)
-26.1 (-15)	1.62 (220.5)	12.8 (55)	4.80 (683.7)
-23.3 (-10)	1.77 (242.4)	15.6 (60)	5.15 (732.2)
-20.6 (-5)	1.93 (265.8)	18.3 (65)	5.50 (783.3)
-17.8 (0)	2.11 (290.7)	21.1 (70)	5.87 (837.0)
-15 (5)	2.28 (317.1)	23.9 (75)	6.26 (893.7)
-12.2 (10)	2.48 (345.3)	26.7 (80)	6.68 (953.6)
-9.4 (15)	2.68 (375.1)	29.4 (85)	7.13 (1018.3)
-6.7 (20)	2.90 (406.7)	†31.0 (87.8)	† 7.38 (1055.3)

where

* = triple point (solid/liquid/vapour)

† = critical point

The transcritical refrigeration system may be found in a two-temperature application, using compound compression or booster compression (two compressors in series) in order to obtain the required pressures, as can be seen in Figure [4](#). Common transcritical applications may include supermarkets, commercial refrigeration, ice rinks, and heat pumps.

The first stage compression or low pressure and low temperature evaporators can typically operate as low as 1000 kPa (131 psig) at -40 °C (-40 °F). The second stage compression or intermediate pressure and available evaporating temperature operate at about 3.4 MPa (475 psig) and -1.1 °C (+30 °F). All equipment on the low side and intermediate range would be deemed as subcritical. The suction of the second stage (transcritical) compressor would be at intermediate pressures corresponding to the high temperature evaporator's operation. The discharge of the transcritical compressor can experience pressures easily above 9.0 MPa (1300 psig). This supercritical refrigerant would then enter a gas cooler where, rather than desuperheating, condensing, and subcooling as found within a standard condenser, we may witness only desuperheating of the dense fog-like refrigerant vapour. Once the refrigerant has been desuperheated, it will enter a pressure reducing valve and then a flash tank. As the desuperheated refrigerant falls in pressure and temperature, the R-744 increases in volume and begins to condense.

The vapour is drawn off the top of the flash tank and enters the second stage compressor inlet. The remaining liquid in the flash tank will then travel to the high temperature and low temperature evaporators' expansion devices, where the typical refrigeration process will occur.

The R-744 transcritical systems are not intended for every application, ambient and environment, but as with any refrigeration application, they will be selected based on the various criteria: cost, environmental footprint, ambient conditions, system design, etc.

A major concern with carbon dioxide is the triple point, where the R-744 may exist as a solid, liquid, or vapour at $-56.6\text{ }^{\circ}\text{C}$ and 520 kPa (absolute) ($-69.8\text{ }^{\circ}\text{F}$ and 60.7 psig). This can result in issues while charging and/or pressure relief and these systems must be vapour charged to above the triple point pressure.

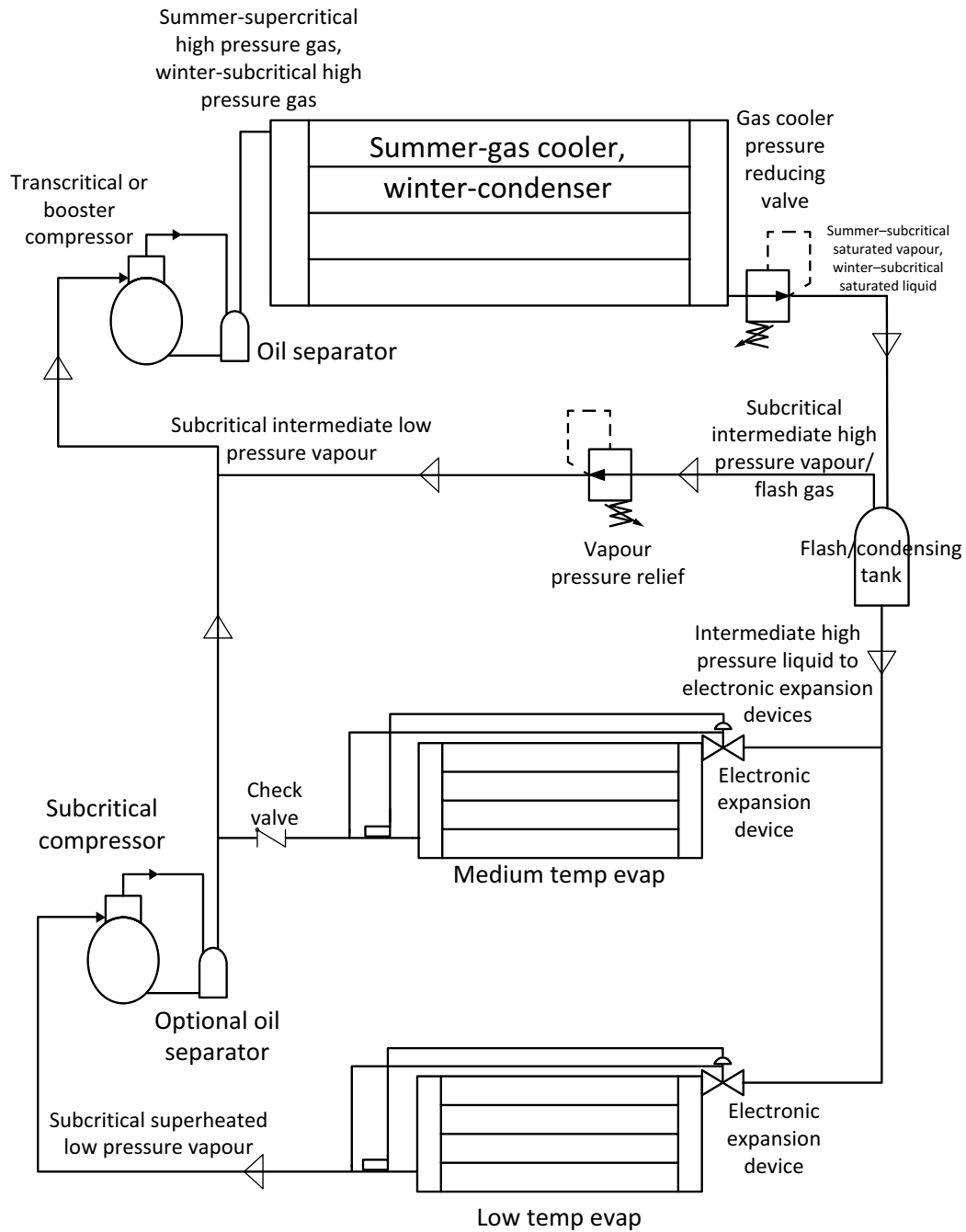
Although R-744 refrigerant is carbon dioxide, one must remember that there are various grades of CO_2 and that R-744 is commonly referred to as Coleman grade or Grade 4 CO_2 having very high purity and very low moisture levels. Moisture within a system will create acids.

Refer to Annexes J and K for more information on R-744.

Figure [HB.4](#) shows an example of a transcritical refrigeration system using R-744.

Note: Solid carbon dioxide (dry ice) expands to 845 times its volume. It will easily displace the oxygen within an enclosed space. Excessive carbon dioxide levels may cause asphyxiation by oxygen deprivation.

Figure HB.4
R-744 transcritical refrigeration



1 Scope of CSA B52

The scope of CSA B52 is to provide minimum requirements for the design, construction, installation, inspection, and maintenance of all mechanical refrigeration systems, as provided for by provincial and territorial acts, to minimize the risk of human injury. The Code applies to all refrigeration systems installed subsequent to its jurisdictional adoption, whether in new or existing premises, to systems that