



BSI Standards Publication

# Electronic fee collection — Interface definition for on- board account using integrated circuit card

NO COPYING WITHOUT BSI PERMISSION EXCEPT AS PERMITTED BY COPYRIGHT LAW

**National foreword**

This Published Document is the UK implementation of CEN ISO/TS 25110:2013. It supersedes DD CEN ISO/TS 25110:2008 which is withdrawn.

The UK participation in its preparation was entrusted to Technical Committee EPL/278, Road transport informatics.

A list of organizations represented on this committee can be obtained on request to its secretary.

This publication does not purport to include all the necessary provisions of a contract. Users are responsible for its correct application.

© The British Standards Institution 2013. Published by BSI Standards Limited 2013

ISBN 978 0 580 81011 4

ICS 03.220.01; 35.240.60

**Compliance with a British Standard cannot confer immunity from legal obligations.**

This Published Document was published under the authority of the Standards Policy and Strategy Committee on 31 May 2013.

**Amendments issued since publication**

Date	Text affected
------	---------------

---

English Version

**Electronic fee collection - Interface definition for on-board  
account using integrated circuit card (ICC) (ISO/TS 25110:2013)**

Perception du télépéage - Définition d'interface pour  
compte de bord utilisant une carte à circuit intégré (ICC)  
(ISO/TS 25110:2013)

Elektronische Gebührenerhebung - Schnittstellendefinition  
für die fahrzeugseitige bord-geneigte Datenverwaltung mit  
Chipkarte (ICC) (ISO/TS 25110:2013)

This Technical Specification (CEN/TS) was approved by CEN on 11 May 2013 for provisional application.

The period of validity of this CEN/TS is limited initially to three years. After two years the members of CEN will be requested to submit their comments, particularly on the question whether the CEN/TS can be converted into a European Standard.

CEN members are required to announce the existence of this CEN/TS in the same way as for an EN and to make the CEN/TS available promptly at national level in an appropriate form. It is permissible to keep conflicting national standards in force (in parallel to the CEN/TS) until the final decision about the possible conversion of the CEN/TS into an EN is reached.

CEN members are the national standards bodies of Austria, Belgium, Bulgaria, Croatia, Cyprus, Czech Republic, Denmark, Estonia, Finland, Former Yugoslav Republic of Macedonia, France, Germany, Greece, Hungary, Iceland, Ireland, Italy, Latvia, Lithuania, Luxembourg, Malta, Netherlands, Norway, Poland, Portugal, Romania, Slovakia, Slovenia, Spain, Sweden, Switzerland, Turkey and United Kingdom.



EUROPEAN COMMITTEE FOR STANDARDIZATION  
COMITÉ EUROPÉEN DE NORMALISATION  
EUROPÄISCHES KOMITEE FÜR NORMUNG

**Management Centre: Avenue Marnix 17, B-1000 Brussels**

## Foreword

This document (CEN ISO/TS 25110:2013) has been prepared by Technical Committee ISO/TC 204 "Intelligent transport systems" in collaboration with Technical Committee CEN/TC 278 "Road transport and traffic telematics" the secretariat of which is held by NEN.

Attention is drawn to the possibility that some of the elements of this document may be the subject of patent rights. CEN [and/or CENELEC] shall not be held responsible for identifying any or all such patent rights.

This document supersedes CEN ISO/TS 25110:2008.

According to the CEN-CENELEC Internal Regulations, the national standards organizations of the following countries are bound to announce this Technical Specification: Austria, Belgium, Bulgaria, Croatia, Cyprus, Czech Republic, Denmark, Estonia, Finland, Former Yugoslav Republic of Macedonia, France, Germany, Greece, Hungary, Iceland, Ireland, Italy, Latvia, Lithuania, Luxembourg, Malta, Netherlands, Norway, Poland, Portugal, Romania, Slovakia, Slovenia, Spain, Sweden, Switzerland, Turkey and the United Kingdom.

### Endorsement notice

The text of ISO/TS 25110:2013 has been approved by CEN as CEN ISO/TS 25110:2013 without any modification.

# Contents

	Page
Foreword .....	iv
Introduction .....	v
<b>1 Scope</b> .....	<b>1</b>
<b>2 Normative references</b> .....	<b>2</b>
<b>3 Terms and definitions</b> .....	<b>7</b>
<b>4 Abbreviations</b> .....	<b>6</b>
<b>5 Data transfer model</b> .....	<b>6</b>
5.1 Overview .....	6
5.2 Symbols .....	7
5.3 Transparent type .....	7
5.4 Caching type .....	8
5.5 Buffering type .....	9
<b>6 Interface definition for ICC access</b> .....	<b>10</b>
6.1 Transparent type .....	10
6.2 Caching type .....	11
6.3 Buffering type .....	12
<b>Annex A (informative) On-board account requirements</b> .....	<b>14</b>
<b>Annex B (informative) Example of an ICC access method</b> .....	<b>16</b>
<b>Annex C (informative) Interoperability relation with other sectors</b> .....	<b>31</b>
<b>Bibliography</b> .....	<b>33</b>

## Foreword

ISO (the International Organization for Standardization) is a worldwide federation of national standards bodies (ISO member bodies). The work of preparing International Standards is normally carried out through ISO technical committees. Each member body interested in a subject for which a technical committee has been established has the right to be represented on that committee. International organizations, governmental and non-governmental, in liaison with ISO, also take part in the work. ISO collaborates closely with the International Electrotechnical Commission (IEC) on all matters of electrotechnical standardization.

International Standards are drafted in accordance with the rules given in the ISO/IEC Directives, Part 2.

The main task of technical committees is to prepare International Standards. Draft International Standards adopted by the technical committees are circulated to the member bodies for voting. Publication as an International Standard requires approval by at least 75 % of the member bodies casting a vote.

In other circumstances, particularly when there is an urgent market requirement for such documents, a technical committee may decide to publish other types of document:

- an ISO Publicly Available Specification (ISO/PAS) represents an agreement between technical experts in an ISO working group and is accepted for publication if it is approved by more than 50 % of the members of the parent committee casting a vote;
- an ISO Technical Specification (ISO/TS) represents an agreement between the members of a technical committee and is accepted for publication if it is approved by 2/3 of the members of the committee casting a vote.

An ISO/PAS or ISO/TS is reviewed after three years in order to decide whether it will be confirmed for a further three years, revised to become an International Standard, or withdrawn. If the ISO/PAS or ISO/TS is confirmed, it is reviewed again after a further three years, at which time it must either be transformed into an International Standard or be withdrawn.

Attention is drawn to the possibility that some of the elements of this document may be the subject of patent rights. ISO shall not be held responsible for identifying any or all such patent rights.

ISO/TS 25110 was prepared by Technical Committee ISO/TC 204, *Intelligent transport systems*, and CEN/TC 278, *Road transport and traffic telematics*.

This second edition cancels and replaces the first edition (ISO/TS 25110:2008), which has been technically revised.

## Introduction

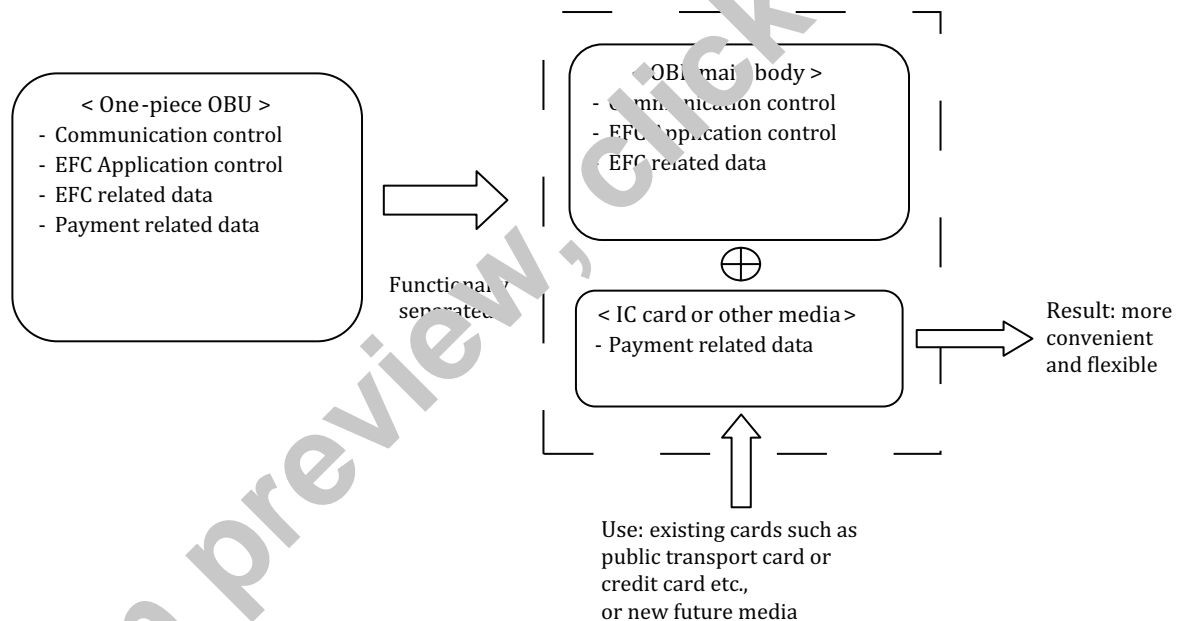
### Background and motivation

There are two payment systems dealing with electronic fee collection (EFC). The first is the central account system using a one-piece on-board unit (OBU), and the second is the on-board account system using a payment media such as the integrated circuit card (ICC).

ICCs have been widely used for public transport cards such as subway and bus payment means, and electronic money cards for general purpose payments, as well as for credit cards and banking cards. ICC is expected to be used for EFC payment means along with these global trends and provides convenience and flexibility.

Currently, the descriptions in the existing EFC related international standards are focused on the central account system, which is rather simple and gives more feasibility for EFC interoperability than the on-board account system, which is complex and has more items to be settled.

With consideration of widespread use for transport cards or electronic money cards, a new international standard relating the on-board account system using those ICCs is strongly required as shown in [Figure 1](#). Furthermore, a state-of-the-art mobile phone integrated with ICC functions, a so-called "mobile electronic purse", has been used for public transport or retail shopping as a payment means in some countries so rapidly that standardization on this theme is important and essential for considering future EFC payment methods as well.



**Figure 1 — Motivation for on-board account using ICC**

[Figure 2](#) shows the scope of the EFC standards, in which the OBU is used as a communication means and the ICC carries the payment means.

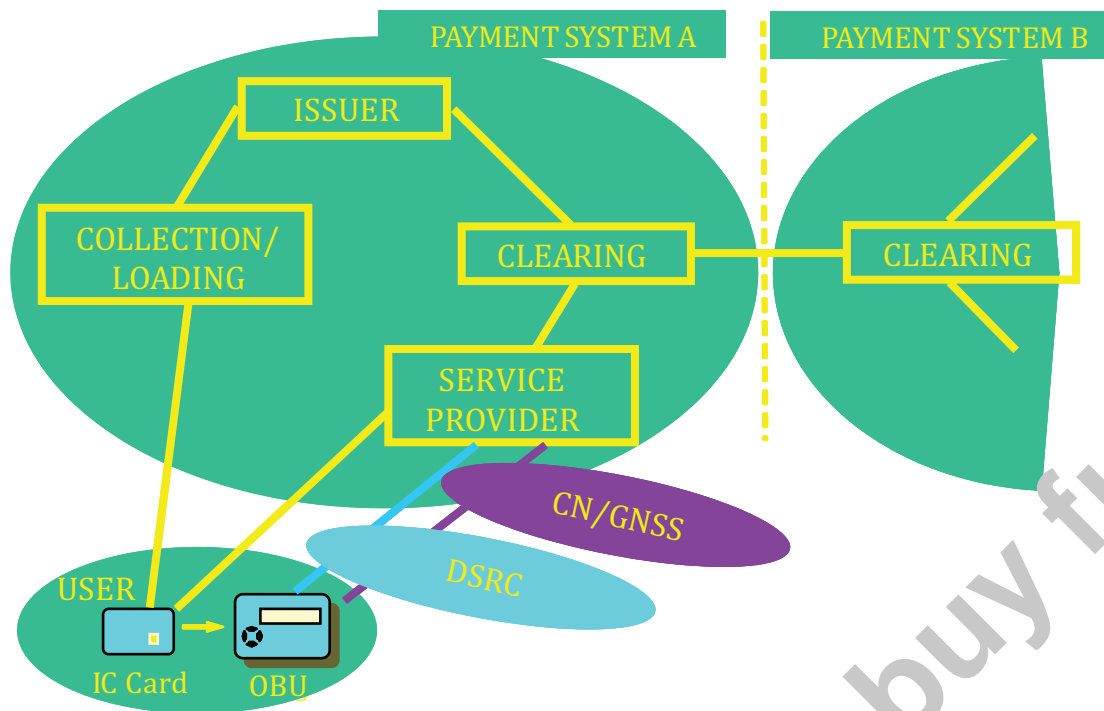


Figure 2 — Illustration of the scope of the ETC standards

### Objective

The objective of this Technical Specification is to classify data transfer models based on operational requirements, and define a specific ICC access interface for on-board account using ICC for each model. Furthermore, this Technical Specification provides practical examples of transactions in [Annex B](#), for consideration and easy adoption by toll road operators.

### Use

This Technical Specification provides a common technical platform for on-board accounts using ICCs to deal with various operational requirements, and practical examples of on-board accounts actually used or planned in several countries.

Each toll road operator can establish their own specification by selecting an example of the models in this Technical Specification (like a tool box) so as to meet their requirements.

# Electronic fee collection — Interface definition for on-board account using integrated circuit card (ICC)

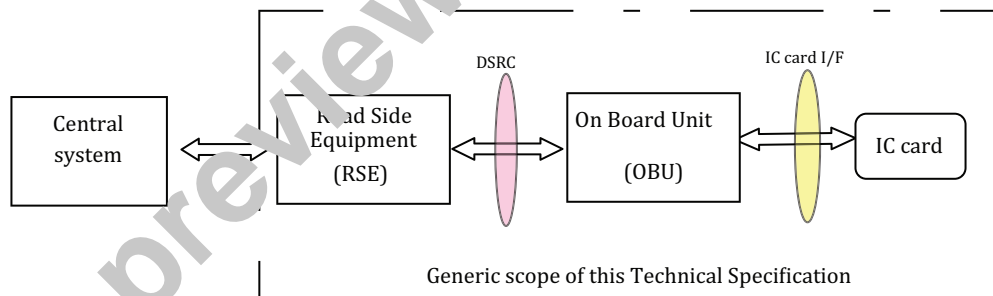
## 1 Scope

This Technical Specification defines the data transfer models between roadside equipment (RSE) and integrated circuit card (ICC), and the interface descriptions between RSE and on-board equipment (OBE) for on-board account using ICC. It also provides examples of interface definitions and transactions deployed in several countries.

This Technical Specification covers:

- data transfer models between RSE and ICC which correspond to the categorized operational requirements, and the data transfer mechanism for each model;
- interface definition between RSE and OBE based on each data transfer model;
- interface definition for each model comprises
  - functional configuration,
  - RSE command definitions for ICC access, and
  - data format and data element definitions of RSE commands;
- a transaction example for each model in [Annex B](#).

[Figure 3](#) shows the configuration of on-board account and the scope of this Technical Specification. The descriptions in this Technical Specification focus on the interface between RSE and OBU to access ICC.



**Figure 3 — Configuration of on-board account and generic scope of ISO/TS 25110**

[Figure 4](#) shows the layer structure of RSE, OBU, and ICC where the mid-layer of application interfaces are denoted as the practical scope of this Technical Specification.

**NOTE** The existing standards for physical and other protocol layers both between RSE and OBE, and between OBE and ICC, are outside the scope of this Technical Specification. For example, DSRC related items (L-1, L-2, and L-7) and ICC related items (ICC commands, data definition, etc.) are outside the scope of this Technical Specification.

There are two types of virtual bridges contained in an OBU. The first type is Bridge-1 on which an RSE command sent from RSE is decomposed and ICC access command contained in application protocol data unit (APDU) part of RSE command is transferred to ICC I/F to access ICC. The second type is Bridge-2 on which an RSE command sent from RSU is transformed to ICC access command and transferred to ICC I/F to access ICC.