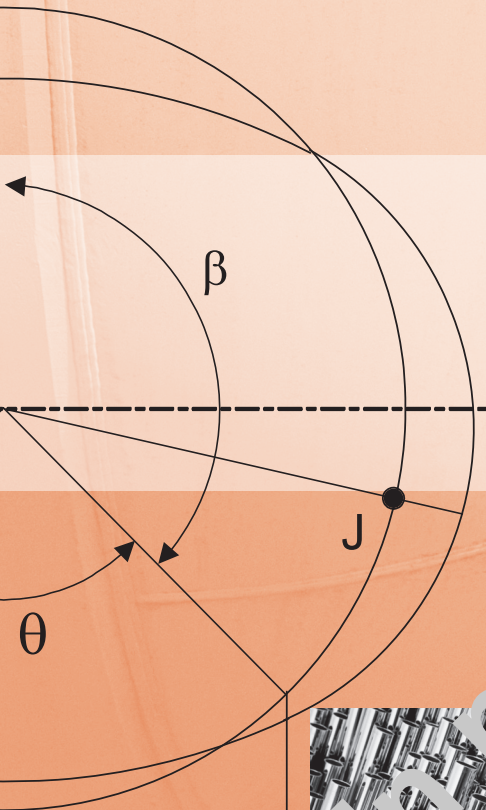




2010 ASME Boiler and Pressure Vessel Code

AN INTERNATIONAL CODE



Code Cases: Boilers and Pressure Vessels



Copyright © 2010 by the American Society of Mechanical Engineers.
No reproduction may be made of this material without written consent of ASME.



AN INTERNATIONAL CODE

2010 ASME Boiler & Pressure Vessel Code

2010 Edition

July 1, 2010

CODE CASES: BOILERS AND PRESSURE VESSELS



Three Park Avenue • New York, NY • 10016 USA



Date of Issuance: July 1, 2010
(Includes all Code Case actions published through Supplement 11 to the 2007 Edition)


ASME does not “approve,” “rate,” or “endorse” any item, construction, proprietary device, or activity.

ASME does not take any position with respect to the validity of any patent rights asserted in connection with any items mentioned in this document, and does not undertake to insure anyone utilizing a standard against liability for infringement of any applicable letters patent, nor assume any such liability. Users of a code or standard are expressly advised that determination of the validity of any such patent rights, and the risk of infringement of such rights, is entirely their own responsibility.

The Committee’s function is to establish rules of safety, relating only to pressure integrity, governing the construction of boilers, pressure vessels, transport tanks and nuclear components, and inservice inspection for pressure integrity of nuclear components and transport tanks, and to interpret these rules when questions arise regarding their intent. This code does not address other safety issues relating to the construction of boilers, pressure vessels, transport tanks and nuclear components, and the inservice inspection of nuclear components and transport tanks. The user of the Code should refer to other pertinent codes, standards, laws, regulations, or other relevant documents.



ASME collective membership mark



The above ASME symbols are registered in the U.S. Patent Office.

“ASME” is the trademark of the American Society of Mechanical Engineers.

No part of this document may be reproduced in any form, in an electronic retrieval system or otherwise, without the prior written permission of the publisher.

Library of Congress Catalog Card Number: 56-3934
Printed in the United States of America

Adopted by the Council of the American Society of Mechanical Engineers, 1989, 1992, 1995, 1998, 2001, 2004, 2007, 2010

The American Society of Mechanical Engineers
Three Park Avenue, New York, NY 10016-5990

Copyright © 2010 by
THE AMERICAN SOCIETY OF MECHANICAL ENGINEERS
All Rights Reserved

Copyright © 2010 by the American Society of Mechanical Engineers.
No reproduction may be made of this material without written consent of ASME.



(10)

2010 ASME BOILER AND PRESSURE VESSEL CODE

SECTIONS

- I Rules for Construction of Power Boilers
- II Materials
 - Part A — Ferrous Material Specifications
 - Part B — Nonferrous Material Specifications
 - Part C — Specifications for Welding Rods, Electrodes, and Filler Metals
 - Part D — Properties (Customary)
 - Part D — Properties (Metric)
- III Rules for Construction of Nuclear Facility Components
 - Subsection NCA — General Requirements for Division 1 and Division 2
 - Division 1
 - Subsection NB — Class 1 Components
 - Subsection NC — Class 2 Components
 - Subsection ND — Class 3 Components
 - Subsection NE — Class MC Components
 - Subsection NF — Supports
 - Subsection NG — Core Support Structures
 - Subsection NH — Class 1 Components in Elevated Temperature Service
 - Appendices
 - Division 2 — Code for Concrete Containments
 - Division 3 — Containments for Transportation and Storage of Spent Nuclear Fuel and High Level Radioactive Material and Waste
- IV Rules for Construction of Heating Boilers
- V Nondestructive Examination
- VI Recommended Rules for the Care and Operation of Heating Boilers
- VII Recommended Guidelines for the Care of Power Boilers
- VIII Rules for Construction of Pressure Vessels
 - Division 1
 - Division 2 — Alternative Rules
 - Division 3 — Alternative Rules for Construction of High Pressure Vessels
- IX Welding and Brazing Qualifications
- X Fiber-Reinforced Plastic Pressure Vessels
- XI Rules for Inservice Inspection of Nuclear Power Plant Components
- XII Rules for Construction and Continued Service of Transport Tanks



ADDENDA

Addenda, which include additions and revisions to individual Sections of the Code, will be sent automatically to purchasers of the applicable Sections up to the publication of the 2013 Code. The 2010 Code is available only in the loose-leaf format; accordingly, the Addenda will be issued in the loose-leaf, replacement-page format.

INTERPRETATIONS

ASME issues written replies to inquiries concerning interpretation of technical aspects of the Code. The Interpretations for each individual Section will be published separately and will be included as part of the update service to that Section. Interpretations of Section III, Divisions 1

and 2, will be included with the update service to Subsection NCA.

Interpretations of the Code are posted in January and July at www.cstools.asme.org/interpretations.

CODE CASES

The Boiler and Pressure Vessel Committee meets regularly to consider proposed additions and revisions to the Code and to formulate Cases to clarify the intent of existing requirements or provide, when the need is urgent, rules for materials or constructions not covered by existing Code rules. Those Cases that have been adopted will appear in the appropriate 2010 Code Cases book: “Boilers and Pressure Vessels” and “Nuclear Components.” Supplements will be sent automatically to the purchasers of the Code Cases books up to the publication of the 2013 Code.



INDEX TO NEW AND REVISED CASES

Sections I, II-A, II-B, II-C, IV, V, VIII-1, VIII-2,
VIII-3, IX, X, and XII

Summary of Changes	vii
Numeric Index	ix
Subject Index	vii



NOTES TO NUMERIC INDEX

- The ASME Boiler and Pressure Vessel Standards Committee took action to eliminate Code Case expiration dates, effective March 11, 2005. This means that all Code Cases listed in Supplement 3 and beyond will remain available for use until annulled by the ASME Boiler and Pressure Vessel Standards Committee. Code Cases will be routinely reviewed for possible incorporation into the body of the ASME Boiler and Pressure Vessel Code.
- There is a change in the way the supplements to the 2004 Edition are distributed. Supplement 11 is the last supplement published in the 2004 Edition, Supplement 12 was incorporated into the 2007 Edition.
- Cases may be used beginning with the date of approval shown on the case.
- Annulled Cases will remain in the Numeric Index until the next Edition, at which time they will be deleted.
- Newly revised cases supersede previous versions, as indicated by an “S” in the Numeric Index.
- The digit following a Case Number is used to indicate the number of times a Case has been revised.
- The Cases are arranged in numerical order, and each page of a Case is identified at the top with the appropriate Case Number.

Legend of Abbreviations

- Sup. = Supplement
- R = Reinstated
- S = Superseded



SUMMARY OF CHANGES

(10)

Revisions given below are identified on the pages by a margin note, (10).

NUMERIC INDEX

Affected Pages: ix–xvi

SUBJECT INDEX

Affected Pages: xvii–xxiv

NEW AND REVISED CASES

Cases	Affected Pages
2199-5	1–3
2286-4	1–16
2305-1	1
2326-1	1, 2
2469-1	1
2605-1	1–10
2621-1	1, 2
2629	1
2630	1
2631	1
2632	1, 2
2633	1
2634	1
2635	1
2636	1
2637	1
2638	1
2639	1, 2
2640	1
2641	1

ANNULLED CASES

Case	Affected Pages
1923-4	1
2056-1	1
2091-3	1
2148-1	1
2358	1
2395	1
2484	1
2487	1
2589	1

INCORPORATED CASES*

Cases
2226-1
2390-5
2425-2
2579-2

ERRATA**

Cases	Affected Pages
2179-6	1
2180-5	1
2327-2	1

* These Cases will be annulled six months after publication of the Addenda or Edition.

** Errata are identified on the above pages by a margin note, E, placed next to the affected area.



NUMERIC INDEX

Case	Approval Date	Errata	Annulled Date/ Superseded (S)
1325-18	6-23-05
1518-5	3-1-99
1750-22	5-9-09
1827-3	12-30-06
1849-1	8-4-04
1855-1	12-30-06
1876-3	8-3-05
1918	4-28-83
1923-4	2-13-03	...	1-1-10
1924-2	12-30-06
1932-5	8-4-06
1934	5-25-83
1935-4	9-23-07
1936-3	2-20-02
1949-4	2-20-04
1968-1	12-2-90
1993-6	10-29-99
1998	2-8-87
2016-1	8-12-06
2038-5	2-7-00
2055-2	5-4-99
2056-1	8-4-04	...	10-21-09
2063-1	10-2-08
2068	5-21-03
2073-1	10-29-99
2091-3	2-14-03	...	1-1-10
2093	6-19-90
2096-2	2-14-03
2115-3	9-18-06
2116-2	R 6-20-08
2120-1	10-29-99
2127-3	9-18-06



Case	Approval Date	Errata	Annulled Date/ Superseded (S)
2130-4	8-4-06
2142-3	1-26-09
2143-1	6-5-95
2146	11-25-92
2148-1	R 1-22-07	...	1-1-10
2150	8-12-93
2151-1	3-10-97
2153-1	R 8-4-04
2155	12-6-93
2156-1	9-18-06
2172	8-8-94
2179-7	1-29-09	2010 Edition	...
2180-5	1-29-09	2010 Edition	...
2192-6	1-29-09
2195-1	2-7-00
2196-1	2-17-00
2197-1	2-17-00
2199-4	4-15-09	...	S
2199-5	12-21-09
2203-1	5-9-09
2205	6-5-95
2217-5	6-17-03
2222-2	10-29-99
2223-3	6-20-02
2224-2	9-18-06
2226-2	5-21-03
2229	8-1-99
2230-2	10-2-99
2235-9	10-11-05
2239-1	1-29-99
2244-2	1-20-00
2245-1	10-29-99
2247	7-9-98
2249	8-11-97
2254	3-5-98
2256	8-11-97
2260-1	2-20-02
2268-1	10-29-99
2270	3-1-99
2276-1	2-17-00



Case	Approval Date	Errata	Annulled Date/ Superseded (S)
2277	3-5-98
2286-3	5-9-09	...	S
2286-4	1-13-10
2295-3	R 5-9-09
2296	11-30-99
2297	11-30-99
2299	3-1-99
2300	9-23-99
2304-2	5-12-04
2305	5-4-99	...	S
2305-1	12-14-09
2309	5-4-99
2313	5-4-99
2315-1	8-11-04
2318	9-23-99
2321-1	2-20-02
2324	2-7-00
2326	1-20-00	...	S
2326-1	12-11-09
2327-2	1-29-09	2010 Edition	...
2328-1	3-6-03
2329-1	10-27-05
2330-1	3-2-04
2331-1	3-2-04
2334	7-10-00
2335	7-10-00
2344-2	4-2-07
2346-1	2-14-03
2349-1	6-20-02
2350	2-26-01
2351	2-26-01
2353-1	10-18-04
2357-2	12-30-06
2358	5-31-01	...	1-1-10
2359-2	6-23-05
2361	11-30-01
2362	9-18-01
2364	2-20-02
2367-1	5-9-09
2369	5-10-02



Case	Approval Date	Errata	Annulled Date/ Superseded (S)
2377	1-27-03
2378	2-19-03
2382-4	1-26-09
2385-1	5-4-04
2390-5	5-21-08
2393-1	4-2-07
2394-1	8-4-06
2395	2-14-03	...	1-1-10
2396	5-9-03
2397	2-14-03
2400	2-14-03
2401	2-14-03
2402	2-13-03
2403	2-13-03
2404-1	11-29-04
2407	2-13-03
2408-1	6-4-09
2410	2-13-03
2411	6-23-05
2413-1	1-26-09
2416	2-13-03
2418-1	1-26-09
2419	5-21-03
2421	5-21-03
2424	6-17-03
2425-2	8-4-06
2426	1-27-03
2427	5-21-03
2428-2	8-3-05
2430	1-12-05
2432-1	6-20-08
2437-1	6-23-05
2439	2-14-03
2440	2-20-04
2445-1	10-27-05
2446	11-29-04
2448	6-1-05
2449	5-12-04
2450	5-4-04



Case	Approval Date	Errata	Annulled Date/ Superseded (S)
2451-1	8-4-06
2456	8-4-04
2458-3	1-22-07
2461	10-11-05
2463	7-14-06
2468	1-26-09
2469	6-23-05	...	S
2469-1	10-21-09
2473	8-11-04
2475	11-29-04
2476	10-8-04
2477	6-23-05
2478	1-12-05
2481	2-22-05
2483	9-18-06
2484	11-29-04	...	1-1-10
2485	7-7-06
2487	2-22-05	...	1-1-10
2488-2	4-25-06
2489	2-22-05
2493	6-23-05
2494	1-3-06
2496	6-23-05
2497-3	10-2-08
2498	6-20-08
2499	6-23-05
2500	11-2-04
2501-1	9-30-09
2502	9-18-06
2503-1	11-20-07
2507	6-23-05
2511	8-3-05
2512	10-27-05
2513	8-3-05
2514-1	7-7-06
2515	8-3-05
2516	8-3-05
2518-1	1-29-08
2520	8-4-06
2523	10-11-05



Case	Approval Date	Errata	Annulled Date/ Superseded (S)
2524-1	1-4-08
2526	1-3-06
2527	4-26-07
2529	10-27-05
2530	1-3-06
2531	10-27-05
2532-2	12-30-06
2534	1-3-06
2537	10-27-05
2538	1-19-06
2541	1-19-06
2543	1-22-07
2544-2	1-26-09
2545-1	6-20-08
2546	1-19-06
2547	4-25-06
2553	9-18-06
2554	1-3-06
2555	9-23-07
2556-2	9-15-09
2557	9-18-06
2558	12-30-06
2559	10-19-07
2560	12-30-06
2561	12-30-06
2562	12-30-06
2563	12-30-06
2564-2	9-15-09
2565	12-30-06
2567	12-30-06
2568	1-4-08
2570	4-2-07
2571-1	1-26-09
2573	9-23-07
2576	12-30-06
2577	10-2-08
2579-2	1-26-09
2581	4-26-07
2582	1-4-08



Case	Approval Date	Errata	Annulled Date/ Superseded (S)
2583	1-4-08
2585-1	9-15-09
2586-1	10-2-08
2587	8-6-07
2588	10-19-07
2589	11-20-07	...	1-1-10
2590-1	5-9-09
2591	10-2-08
2592-1	1-29-08
2593-1	1-26-09
2594	11-20-07
2595	1-4-08
2596	1-29-08
2597	5-21-08
2598	1-29-08
2599	1-29-08
2600	1-29-08
2601	5-21-08
2602-1	1-26-09
2603	6-20-08
2604	10-2-08
2605	10-20-08	...	S
2605-1	1-13-10
2606	1-26-09
2607	1-26-09
2608	1-26-09
2609	1-26-09
2610	1-26-09
2611	1-26-09
2612	9-8-09
2613	1-30-09
2614	1-30-09
2615	1-30-09
2616	5-9-09
2617	5-9-09
2618	7-5-09
2619	6-24-09
2620	7-5-09
2621	8-17-09	...	S
2621-1	12-14-09



Case	Approval Date	Errata	Annulled Date/ Superseded (S)
2623	8-25-09
2624	7-8-09
2625	9-15-09
2626	9-15-09
2627	9-30-09
2628	9-30-09
2629	1-13-10
2630	1-13-10
2631	12-14-09
2632	10-21-09
2633	12-14-09
2634	12-14-09
2635	12-21-09
2636	1-13-10
2637	12-14-09
2638	1-20-10
2639	1-20-10
2640	1-20-10
2641	12-14-09



SUBJECT INDEX

Subject	Case	Subject	Case
SECTION I			
POWER BOILERS			
Alternative		Ni-22Cr-14W-2Mo-La Alloy (UNS N06230)	2063
Rules for Heat Treatment of Boiler External Piping	1934	Ni-Fe-Cr Alloy N08801 for Water-Wetted Service	2357
ASTM B 407-04 UNS N06811, 42Ni-29Cr-28Fe-Mo-N, Seamless Pipes and Tubes	2518	Ni-25Cr-9.5Fe-2.1Al Alloy (UNS N06025)	2359
ASTM B 444-04 UNS N06852, 50Ni-21.5Cr-17.5Fe-9Mo-Nb, Solution Annealed Seamless Pipes and Tubes	2520	9Cr-1Mo-1W-Cb Material	2327
Attachment of Tubes to Flat Tubesheets Using Complete Penetration Welds	2428	Pilot Operated Pressure Relief Valves for PG-67.2.6 Applications	2446
Attachment of Nozzles or Couplings to a Boiler Vessel After Postweld Heat Treatment	1918	Postponement of Mandatory Date for Compliance	2640
Austenitic Fe-35Ni-27Cr Alloy (UNS S35045)	2304	Precipitation-Hardening Nickel Alloy (UNS N07718) Used as Bolting Material	1993
Austenitic Fe-27Ni-22Cr-7Mo-Mn-Cu-N Alloy (UNS S31277)	2458	Pressure Relief Valves That Exceed the Capability of Testing Laboratories	2397
Austenitic Stainless Steel Seamless Tubes (18Cr-9Ni-3Cu-Cb-N)	2328	Requirements for Use of an Alternative Test Method Under PG-73.4.2.2	2511
Austenitic Stainless Steel Seamless Tube, SA-213/SA-213M, Grade TP310HCbN, UNS S31042	2115	SA-487 Grade CA6NM Class A	2073
Carbon Manganese Steel Plate, SA-299/SA-299M	2364	Seamless 9Cr-2W Material	2179
Changeover Valves Installed Between Safety Valves or Safety Relief Valves and Boilers	2254	Seamless 1.15Ni-0.65Cu-Mo-Cb Material	2353
Corrosion-Resistant Cu-Sb Carbon Steel Tube	2494	Seamless 12Cr-2W Material	2180
Design of Safety Valve Connections	1876	Section VIII, Division 2 Components in Boilers	2559
Drilled Holes Not Penetrating Through Vessel Wall	1998	Section VIII, Division 1, Unfired Steam Boiler in Section I System	1855
18Cr-9Ni-2.5W-V-Cb Austenitic Seamless Tube Steel in Section I Construction	2475	Single Feedwater Source for Solar Fired Boiler	2635
18Cr-10Ni-3Cu-Ti-Cb Seamless Austenitic Stainless Steel Tube	2512	Steam Drum in Heat Recovery Steam Generator System	2485
F-Number Grouping for Ni-Cr-Fe, Classification UNS W86152 Welding Electrode	2143	2.25Cr-1.6W-V-Cb Material	2199
59Ni-23Cr-16Mo Low Carbon Alloy (UNS N06059)	2355	20Cr-25Ni-1.5Mo-Cb-N Seamless Austenitic Stainless Steel Tube	2581
Forgings of Nickel-Iron-Chromium Alloys N08800 and N08810	1949	22Cr-15Ni-Cb-N Austenitic Stainless Steel Seamless Tubing	2598
Gray Cast Iron Castings	1849	25Cr-14Ni-Mo-Low C (UNS S30925) Seamless Austenitic Steel Tube	2639
Local Thin Areas in Cylindrical Shells	2331	UNS S31803 Plates and Seamless and Welded Pipe and Tube and Forgings and Fittings and Bar	2488
Local Thin Areas in Spherical Segments of Heads	2330	Use of A 213/A 213M-04 UNS S31060 Austenitic Stainless Steel Seamless Tubing and A 240/A 240M-04a ^{e1} UNS S31060 Austenitic Stainless Steel Plate	2430
Materials for Bodies, Bonnets, Yokes, Housings, and Holders of Pressure Relief Devices	1750	ASTM A 672-06 and A 691-98(R2002) Electric-Fusion- Welded Pipe	2576
Method for Basing Design Values on Material Properties Affirmed by Material Manufacturers	2556	B 43 Seamless Red Brass Pipe (UNS C23000) With Drawn General Purpose Temper (H58) for Threaded Piping for Construction of PMB and PEB Miniature Electric Boilers	2172
Modified 9Cr-1Mo-V Cast Material	2192	Materials in a Current Code Edition for a Boiler Constructed to an Earlier Code Edition	2595
Nickel-Chromium-Iron (Alloy UNS N06600)	1827	Metric Units	2523
Nickel-Chromium-Molybdenum-Columbium Alloy (UNS N06625)	1935	Mn- $\frac{1}{2}$ Mo- $\frac{1}{2}$ Ni (UNS K12039) Pipe	2440
Nickel-Iron-Chromium Alloys 800 and 800H (UNS N08800 and N08810) and Nickel-Iron-Chromium-Molybdenum- Copper Low-Carbon Alloy (UNS N08028)	1325	SA-350, Grade LF2, Class 1 Steel Forgings	2606
Nickel-Iron-Chromium-Molybdenum-Copper Alloy (UNS N08825) for Water Wetted Service	1936	SA-420, Grade WPL6 and Welded Steel Fittings	2607
Nickel-Molybdenum-Chromium Alloy (UNS N10276)	1924	SA-508 Class 1, Grades 2 and 3 Forgings	2489
Ni-Cr-Mo Alloy (UNS N06022) for Code Construction for Temperatures up to 1250°F	2226	Ultrasonic Examination in Lieu of Radiography	2235
		UNS N06625 Nickel Alloy (60Ni-22Cr-9Mo-3.5Cb) Annealed Grade 1 in Welded Tube, Plate, Sheet, and Strip	2632



Subject	Case	Subject	Case
SECTION II			
MATERIALS PART A — FERROUS			
Nondestructive Examination as an Alternative to Hydrostatic Testing for SA-376	2096	Impregnation to Correct Seepage Leaks in Aluminum Alloy Sand Castings	2394
		Metric Units	2523
		Nickel Alloy UNS N06230 in Construction of Boilers	2553
		Pneumatic Testing on Individual Cast Aluminum Sections ..	2604
		Polymer Material for Bolted Box Headers	2411
		Sand Cast Aluminum Alloy EN AC-AISI10Mg(a), F Temper, for the Manufacture of Hot Water Heating Boilers Under Part HC	2382
		Sand Cast Aluminum Alloy A356.0, T6 Temper, for the Manufacture of Hot Water Heating Boilers Under Part HC	2344
		SA-240 Grade 410S (UNS S41008) in the Construction of Boilers	2555
		SA-240, Grades 304L and 316L in Thickness Less Than ¼ in. (6 mm)	2571
		SA-240 Grade 904L (UNS N08904)	2546
		SA-240 (UNS S43932) in Thickness Less Than ¼ in.	2534
		SA-278 Material for Part HLW Construction of Lined Headers	2329
		SB-148 C95500, As-Cast Temper, in the Manufacture of Heating Boilers, Part HF and Potable-Water Heaters, Part HLW	2618
		SB-210 Alloys 3003-O and 6061-T6 and SB-241 Alloy 1100-O Tubes for Construction of Heating Boilers	2545
		SB-241/SB-241M Grade 6063 T1 (UNS A96063) Aluminum Alloy Extruded (Integrally) Finned and Coiled Tube in the Manufacture of Hot Water Heating Boilers...	2628
		Sealing Push-In Caps to Plug Core Holes in Aluminum Alloy Sand Castings	2393
		Semi-Permanent Mold Cast Aluminum Alloy A356.0 for the Manufacture of Heating Boilers Under Part HC	2153
		Sheet or Plate With Revised Minimum Thickness for HLW Water Heater and Storage Tank Construction	2615
		UNS S32101 Ferritic/Austenitic Stainless Steel Plate, Pipe, and Tube	2603
		UNS S32101 Ferritic/Austenitic Stainless Steel Plate, Pipe, and Tube in the Manufacture of Part HLW Water Heaters and Storage Tanks	2620
		Valve Markings	2256
SECTION II			
WELDING SPECIFICATIONS — PART C			
No Cases			
SECTION II			
MATERIAL PROPERTIES — PART D			
No Cases			
SECTION IV			
HEATING BOILERS			
Alternate Weld Size for Attachment of Flat Heads Forming a Corner Joint	2623		
Alternative Relief-Valve Sizing	2583		
Alternative Lining Material in HLW-200 Application	2614		
Copper Alloys	2570		
Drain Valve on Horizontal Helical Coil Watertube Boilers	2529		
HG-701.1 Permissible Mounting Safety Relief Valves for Coil-Type Boilers	2568		
Mounting Safety and Safety Relief Valves for Coil Type Heating Boilers	2565		
Phenolic Lining Material in HLW-200 Application	2613		
Pneumatic Testing	2469		
UNS S31803 Plate and Seamless and Welded Pipe	2582		
Use of Aluminum Alloy EN AC-AISI7Mg Sand Castings in F Temper Condition Meeting All Requirements of BS EN1706 1998	2483		
Aluminum Alloy EN AW-6060 T1 Extruded (Integrally) Finned Tube in the Manufacture of Hot Water Heating Boilers	2627		
Aluminum Alloy 6063-0 Conforming to SB-241/SB-241M in the Manufacture of Hot Water Boilers Under Part HF..	2501		
Aluminum Alloy 6063-T5 in the Manufacture of Hot Water Heating Boilers Under Part HF	2502		
Aluminum Alloy 6063-T6 Conforming to SB-221 in the Manufacture of Heating Boilers Under Part HF	2573		
ASTM A 576 Hot-Wrought Carbon Steel Bars for Forming Fittings for HLW Construction	2500		
5052-H32, 6061-T6, and 6061-T651 Temper Aluminum Alloys in Part HF of Section IV, for Construction of Heating Boilers	2432		
		SECTION V	
		NONDESTRUCTIVE EXAMINATION	
		Alternative Piping Calibration Blocks	2638
		Alternative Rules for Ultrasonic Examination of Cladding and Base Metal Clad Interfaces	2309
		Dry Film Storage of Digital Radiographic Images	2602
		Radiography Using Phosphor Imaging Plate	2476
		Use of Linear Phased Array E-Scan Ultrasonic Examination Per Article 4	2599
		Linear Phased Array S-Scan Ultrasonic Examination Per Article 4	2600
		Manual Phased Array E-Scan Ultrasonic Examination Per Article 4	2558
		Manual Phased Array S-Scan Ultrasonic Examination Per Article 4	2557
		Manual Phased Array Ultrasonic Examination	2541
		Metric Units	2523
		Metric Units Boiler and Pressure Vessel Code	N-744 ¹

¹ For Case N-744, see Nuclear Components Code Cases.



Subject	Case	Subject	Case
SECTION VIII, DIVISION 1 PRESSURE VESSELS			
A 439 Type D-2 Austenitic Ductile Iron	2093	Design of Layered Vessels Using Flat Ribbon Wound Cylindrical Shells	2229
Alloy UNS N06690 Up To 1200°F (649°C)	2629	Diffusion Bonding	2621
Alternate Rules for Heat Treatment of Repair Welds to Castings	2205	18.5Cr-15.5Ni-4.5Mo-N Alloy (UNS S31726)	2197
Alternative		18Cr-15Ni-4Mo-3Cu-N, UNS S31727, Austenitic Stainless Steel	2617
Attachment Details for Welded Stayed Construction Using Dimpled or Embossed Plate	2424	Electric Resistance and Autogenous Welded Tubing With 100% Longitudinal Weld Joint Factor for Use in Feedwater Heaters	2313
Flanged Joint Design for Nuclear Material Fluidized Bed Reactors	2318	Exemption From Postweld Heat Treatment for P-No. 4 or P-No. 5A Tube-to-Tubesheet Seal Welds	2321
Method of Vessel Markings	2396	Exemption From Postweld NDE Requirements of UG-93(d)(4)(b) on Fig. UW-13.2(d) Construction	2305
Method of Pressure Relief Device Marking	2408	F-Number Grouping for Ni-Cr-Fe, Classification UNS W86152 Welding Electrode	2143
Pressure Test Procedure to UG-99 and UG-100 for the Construction of Multistream Aluminum Vacuum Brazed Plate-Fin Heat Exchangers	2247	Inspection Openings in Small Pressure Vessels	2634
Requirements for Seal Welding of Threaded Connections, UF-32(b)	2016	Large-end Cone-to-Cylinder Junction for $30 < \alpha \leq 60$ Degrees Marking of Rupture Disk Devices Fully Enclosed in a Rupture Disk	2150
Rules for Brazing Qualifications	2351	Materials for Bodies, Bonnets, Yokes, Housings, and Holders of Pressure Relief Devices	1750
Rules for Corner Joint Fabrication	2349	Method for Basing Design Values on Material Properties Affirmed by Material Manufacturers	2556
Rules for Calculating Tubesheet Shear Stress	2499	Minimum Thickness of Dimpled or Embossed Assemblies Per Appendix 17	2507
Rules for Design of Ellipsoidal and Torispherical Formed Heads	2260	Minimum Thickness of Furnace Brazed Plate Heat Exchanger Heads	2538
Rules for Designing U-Shaped Bellows	2587	Minimum Thickness Requirements of Tubes in Air Cooled and Cooling Tower Heat Exchangers	2626
Rules for Determining Allowable External Pressure and Compressive Stresses for Cylinders, Cones, Spheres, and Formed Heads	2286	Nickel-Iron-Chromium-Molybdenum-Copper Low Carbon Alloy (UNS N08926) for Code Construction	2120
Rules for Ellipsoidal or Torispherical Heads Having Integral Backing Strip Attached to Shells	2346	Ni-Cr-Mo Bolting Material UNS N06059, ASTM F 468-06 ...	2588
Rules for Ellipsoidal or Torispherical Heads Having Integral Backing Strip Attached to Shells	2537	Ni-33Fe-25Cr Alloy (UNS N08120) for Code Construction ...	2315
Rules for Outside Diameter Tolerance for Pipe	2299	Ni-25Cr-9.5Fe-2.1Al Alloy (UNS N06025)	2359
Rules for Pressure Testing Vessels Utilizing a Bolted Flat Blind Flange as Removable or Remote End Closures	2369	Ni-29Cr-3.5Fe-3.3Al-1.5Nb Alloy (UNS N06693)	2481
Rules for the Postweld Heat Treatment of Finned Tubes ...	2400	Nozzles With Corner Radius	2449
Stresses That May Be Used in the Equation in UG-101(k) for Calculating the Maximum Allowable Working Pressure at Design Temperature	2361	Omission of Lifting Device Requirements for Pressure Relief Valves on Air, Water Over 140°F, or Steam Service	2203
Alternatives to Flange Rigidity Requirements, Appendix 2-14 .	2547	Pneumatic Test	2407
Aluminum Alloy (Aluminum-6.3 Magnesium) for Code Construction	2403	Pneumatic Testing of Pressure Vessels, UG-20	2055
ASME SA-240 Type 316 Plate	2401	Pneumatic Testing of Pressure Vessels, U-1(j), UM Vessels ...	2527
ASTM A 240/A 240M-09a UNS S30530 Solution Annealed Austenitic Stainless Steel Plate and Sheet	2636	Precipitation-Hardening Nickel Alloy (UNS N07718) Used as Pressure Retaining Component Material	2222
ASTM A 841 / A 841M-98 ^e Plate	2130	Precipitation-Hardening Ni-Cr-Mo Alloy (UNS N07725)	2217
Attachment of Tubes to Flat Tubesheets Using Complete Penetration Welds	2428	Pressure Relief Valves That Exceed the Capability of Testing Laboratories	2397
Austenitic Fe-35Ni-27Cr Alloy (UNS S35045)	2304	Pressure Vessels With Overpressure Protection by System Design for Application to Gas Turbine Systems	2560
Austenitic Fe-27Ni-22Cr-7Mo-Mn-Cu-N Alloy (UNS S31277)	2458	Radiographic Requirements for SA-612 Steel Plate	2377
Austenitic Ni-Cr-Mo-Nb Alloy (UNS N06626)	2276	Rules for Diffusion Bonded, Flat Plate, Microchannel Heat Exchanger	2437
Austenitic Stainless Steel Seamless Tubes and Pipe 18Cr-11Ni-Cb-N (UNS S34751)	2196	SA-182, SA-240, and SA-479 21Cr-5Mn-1.5Ni-Cu-N (UNS S32101) Austenitic-Ferritic Duplex Stainless Steel ...	2418
Cast ASTM B 752-06 Zirconium Alloy Grades 702C and 705C	2633	SA-451, Grade CPF3M and CPF8M	2456
Chromium-Nickel-Molybdenum-Nitrogen-Tungsten Duplex Stainless Steel UNS S39274 Plate	2427	SA-453, Grade 660, Class C, High Temperature Bolting Materials With Expansion Coefficients Comparable to Austenitic Steels	2610
Cold-Rolled Temper SB-152 Copper Plate for Code Construction	2513	SA-736/SA-736M Plates and ASTM A 859/A 859M-95 Forgings	1932
Coldstretching of Austenitic Stainless Steel Pressure Vessels ..	2596	SA-995, UNS J92205 (CD3MN), Austenitic/Ferritic Duplex Stainless Steel	2402
Copper Alloy (UNS C10100 and UNS C10300) for Code Construction	2362	Seamless 9Cr-2W Material	2179
Copper Beryllium Alloy (UNS C17510) for Code Construction	2404		



Subject	Case	Subject	Case
Seamless 12Cr-2W Material	2180	Annealed C12200 Alloy Welded Tubing	2268
Single Fillet Lap Joint for Heat Exchanger Tube Welds	2421	ASTM A 553 / A 553M-95	2335
Single Fillet Lap Joints in the Shell of a Shell-and-Tube Heat Exchanger	2334	ASTM A 414/A 414M-07	2619
Sole Use of Metric Units for Pressure Relief Device Nameplates	2116	Automated Ultrasound Leak Detection System in Lieu of Visual Inspections Required by UG-100(d)	2324
Strength of Aluminum Brazed Joints Up to 400°F	2350	49Fe-24Ni-21Cr-6Mo-Cu-N (UNS N08367) Bolting Materials for Pressure Vessels	2526
Testing of Vessels Containing an Internal Piston	2608	Friction Stir Welding (FSW) for 5052 Aluminum Alloy Bellows Expansion Joints for Pressure Vessels	2593
37Ni-30Co-28Cr-2.75Si Alloy (UNS N12160)	2385	Furnace Brazing for Lethal Service	2249
3 Chromium-1 Molybdenum- ¹ / ₄ Vanadium-Columbium-Calcium Alloy Steel Plates and Forgings	2151	Metric Units	2523
Titanium Aluminum Alloy, ASTM B 367-08b, Ti 3Al-2.5V or Ti 3Al-2.5V-0.05Pd Castings	2631	Ni-Al Bronze C95820 Sand Castings for Pressure Vessels	2230
Titanium Aluminum Vanadium Iron Alloy (Ti 4Al-2.5V-1.5Fe)	2532	Noncertificate Holders for Welding	2590
Titanium Aluminum Vanadium Ruthenium Alloy (Ti-3Al-2.5V-0.1Ru) UNS R56323	2425	Permanent Mold Cast Aluminum Alloys UNS A13560 and A03570	2239
Titanium Nickel Molybdenum Alloy (Ti 0.8Ni-0.3Mo), Grade C-12 Castings	2641	Rod and Bar for Heads	2155
Titanium Nickel-Molybdenum Ruthenium Alloy, Ti-0.8Ni-0.3Mo-0.1Ru	2426	Rod and Bar for Hollow Cylindrical-Shaped Parts Larger Than NPS 4	2156
Tolerance for Formed Heads for External Pressure Design Conditions	2544	SA/EN 10028-2, Grades P235GH and P265GH Steel	2498
25Cr-7.5Ni-3.5Mo-N-Cu-W Alloy, UNS S32760, Forgings, Plate, Sheet, Strip, Bar, Seamless and Welded Pipe and Tube, and Fittings	2245	SA-268 Ferritic Stainless Steel Welded Tubing, TP430 Ti, UNS S43036	2419
25Cr-6Ni-Mo-N, UNS S32506, Austenitic-Ferritic Duplex Stainless Steel	2543	SA-372 Grade E Class 55, Grade J Class 55, and Grade F, G, and H Class 55 and 65 Forgings, Quenched and Tempered	2300
25Cr-22Ni-2Mo-N, UNS S31050, Austenitic Stainless Steel Forgings	2038	SA-705 Type 630 Forgings (UNS S17400) and SA-693 Type 630 Plate (UNS S17400)	2223
24Cr-17Ni-6Mn-4.5Mo-N, UNS S34565, Austenitic Stainless Steel Forgings, Bar, Fittings Welded and Seamless Pipe and Tube, Plate, Sheet, and Strip	2146	304L Stainless Steel at Elevated Temperatures	2224
24.5Cr-22Ni-7.5Mo-3Mn-N Austenitic Stainless Steel (UNS S32654)	2195	316L Stainless Steel at Elevated Temperatures	2577
25Cr-7.5Ni-4.5Mo-Co-N Austenitic-Ferritic Stainless Steel UNS S32707	2586	Titanium-Clad Carbon Steel Plate in the As-Rolled Condition	2296
25Cr-20Ni Austenitic Stainless Steel UNS S31002	2591	Ultrasonic Examination in Lieu of Radiography	2235
29Cr-6.5Ni-2Mo-N Austenitic-Ferritic Stainless Steel UNS S32906	2295	UNS S32003 Stainless Steel	2503
27Cr-7.6Ni-1Mo-2.3W-N Austenitic-Ferritic Stainless Steel Seamless Tubing and Pipe	2496	UNS S38815 Stainless Steel to 800°F (427°C)	2450
23Cr-35Ni-7.5Mo-N, UNS N08354, Austenitic Alloy	2585	Weld Joint Examination for Pneumatically Tested Pressure Vessels	1518
23Cr-25Ni-5.5Mo-N, UNS S32053, Austenitic Stainless Steel 2014-T6 Aluminum Hand Forgings for Nonwelded Construction	2445	Welding of Tubes to Tubesheets by Deformation Resistance Welding (DRW) Process	2463
Type 304LN (Alloy UNS S30453) Austenitic Stainless Steel	2127	SECTION VIII, DIVISION 2 PRESSURE VESSELS	
Ultrasonic Examination of Welds Made by the Electron Beam Process	2270	Alternative Method of Pressure Relief Device Marking	2408
Unalloyed and Palladium or Ruthenium Corrosion Enhanced Titanium Grades With 58 ksi Minimum UTS, UNS R50400, R52400, R52402, and R52404	2497	Alternative Rules for Determining Allowable Localized Compressive Stresses in Cone-Cylinder Junctions, Spherical Shells, and Hemispherical Heads	2625
Unfired Steam Boiler in Section I System	1855	Outside Diameter Tolerance for Pipe	2299
UNS J93380 (CD3MWCuN)	2244	ASTM A 841 / A 841M-98 ^e Plate	2130
UNS S32205 Plates, Bars, Seamless and Welded Pipe and Tube, Forgings, and Fittings	2637	Fatigue Evaluation for SA-182 F22V, SA-336 F22V, SA-541 22V, SA-542 Type D, Class 4a, and SA-832 Grade 22V at Temperatures Greater Than 371°C (700°F) and Less Than or Equal to 454°C (850°F)	2605
Use of A 213/A 213M-04 UNS S31060 Austenitic Stainless Steel Seamless Tubing and A 240/A 240M-04a ^{e1} UNS S31060 Austenitic Stainless Steel Plate	2430	F-Number Grouping for Ni-Cr-Fe, Classification UNS W86152 Welding Electrode	2143
Acoustic Emission Examination in Lieu of Radiography	1968	Intermodal Transport Tanks	2413
		Intermodal Transport Tanks (UN T50 Portable Tanks)	2624
		Low Silicon, Aluminum Killed Forgings to SA-508 Grade 4N, Classes 1, 2, or 3	2410
		Marking of Rupture Disk Devices Fully Enclosed in a Rupture Disk Holder or System	2367
		Method for Basing Design Values on Material Properties Affirmed by Material Manufacturers	2556



Subject	Case	Subject	Case
Minimum Thickness Requirements of Tubes in Air Cooled and Cooling Tower Heat Exchangers.....	2626	Method for Basing Design Values on Material Properties Affirmed by Material Manufacturers	2556
Nameplate Location	2448	Permit Testing a Single Forging to Represent Several Thicknesses	2597
Precipitation-Hardening Nickel Alloy (UNS N07718) Used as Pressure Retaining Component Material	2222	Precipitation-Hardening Ni-Cr-Mo Alloy (UNS N07725).....	2217
Precipitation-Hardening Ni-Cr-Mo Alloy (UNS N07725).....	2217	Recertification of Materials for Construction.....	2601
SA-453, Grade 660, Class C, High Temperature Bolting Materials With Expansion Coefficients Comparable to Austenitic Steels	2610	SA-705, Type XM-12, Conditions H1075, H1025, H925, and H900 Forging Materials	2567
SA-736/SA-736M Plates and ASTM A 859/A 859M-95 Forgings	1932	SA-736/SA-736M Plates and ASTM A 859/A 859M-95 Forgings.....	1932
SA-765 Grade IV Forgings.....	2242	Steel Plates Produced by Thermomechanical Control Process (TMCP)	2451
Sole Use of Metric Units for Pressure Relief Device Nameplates.....	2116	Use of ASME B31.3, Chapter IX for Design of Rupture Disk Holders.....	2531
3 Chromium-1 Molybdenum- ¹ / ₄ Vanadium-Columbium-Calcium Alloy Steel Plates and Forgings.....	2151	ASTM A 514-00a Plate Material, All Grades	2515
25Cr-22Ni-2Mo-N, UNS S31050, Austenitic Stainless Steel Forgings	2038	Chromium-Silicon Alloy Steel Wire ASTM A 401/ A 401M UNS G92540	2516
29Cr-6.5Ni-2Mo-N Austenitic-Ferritic Stainless Steel UNS S32906	2295	Chromium-Silicon Alloy Steel Wire ASTM A 401/ A 401M-03 UNS G92540.....	2609
27Cr-7.6Ni-1Mo-2.3W-N Austenitic-Ferritic Stainless Steel Seamless Tubing and Pipe	2496	Chromium-Silicon Alloy Steel Wire for Pressure Vessel Winding	2461
UNS S32550 Plates	2068	EN 10025-2: 2004, Steel Name S355J2 + N (Steel Number 1.0577 + N).....	2524
Use of ASTM A 553 / A 553M-95.....	2335	Metric Units.....	2523
EN 10028-3: 2003, Grade P460NL1, Fine Grain Normalized Steel Plates.....	2594	Power Actuated Pressure Relief System for High Pressure Vessels Instead of Pressure Relief Valves or Rupture Disks	2530
Fatigue Analysis Screening, Method A For Vessels Made of 1.25Cr-0.5Mo-Si and 2.25Cr-1Mo Steels.....	2630	Power-Actuated Pressure-Relief System for High-Pressure Vessels Instead of Pressure-Relief Valves or Rupture Disks	2561
15Cr-5Ni-3Cu (UNS S15500).....	2416	Power Actuated Pressure Relief Valve for High Pressure Vessels Instead of Pressure Relief Valves or Rupture Disks	2378
Metric Units.....	2523	SA-182 F22V, SA-336 F22V, SA-541 22V, SA-542 Type D, Class 4a, and SA-832 22V to 850°F (454°C)....	2514
NF A 36-215, Grade P440 NJ4, Fine Grain Normalized Steel Plates.....	2562	Welds That Are Not Ground or Machined	2592
Nickel-Chromium-Molybdenum-Columbium Alloy UNS N06625	2468		
Noncertificate Holders for Welding	2590	SECTION IX	
SA/BS EN 10028-3, Grade P460NL1, Fine Grain Normalized Steel Plates	2477	WELDING QUALIFICATIONS	
SA/EN 10028-3, Grade P355N, Fine Grain Normalized Steel Plates.....	2611	F-Number Grouping for Cr-Fe-Ni-Mo-Cu, Classification UNS R20033 Filler Metal ..	2473
SA-705 Type 630 Forgings (UNS S17400) and SA-693 Type 630 Plate (UNS S17400).....	2223	Ni-Cr-Fe Filler Metals.....	2142
SB-247, 6061-T6 Aluminum Alloy	2478	Ni-Cr-Fe, Classification UNS W86152 Welding Electrode	2143
17Cr-4Ni-4Cu (UNS S17400).....	2277	9Cr-1Mo-V FCAW Consumable	2297
Titanium-Clad Carbon Steel Plate in the As-Rolled Condition	2296	Parallel Plate Explosion Welding for Butt Joints Between Dissimilar Metals.....	2493
Ultrasonic Examination in Lieu of Radiography.....	2235	Ultrasonic Examination in Lieu of Radiographic Examination for Welder Qualification Test Coupons	2326
		Use of Metric Units.....	2523
SECTION VIII, DIVISION 3		Metric Units Boiler and Pressure Vessel Code	N-744 ¹
PRESSURE VESSELS			
Aluminum Alloy, UNS A96061 Temper T6 and UNS A96061 Temper T651	2563	SECTION X	
ASTM A 841/A 841M-98 ^e Plate	2130	FIBERGLASS-REINFORCED PLASTIC	
Charpy Impact Test Specimens for SA-508 Grade 4N Classes 1 and 2 Forgings	2280	PRESSURE VESSELS	
Composite Reinforced Pressure Vessels.....	2390	Materials for Bodies, Bonnets, Yokes, Housings, and Holders of Pressure Relief Devices	1750
Composite Reinforced Pressure Vessels for Gaseous H ₂ Service	2579		
Impulsively Loaded Pressure Vessels.....	2564		
15Cr-5Ni-3Cu (UNS S15500) SA-705 Type XM-12 Condition H1100.....	2281		



Subject	Case
Sole Use of Metric Units for Pressure Relief Device Nameplates	2116
Use of Metric Units	2523

**SECTION XII
TRANSPORT TANKS**

Alternative Method to Area Replacement Rules for Openings Under Internal Pressure	2554
Use of Metric Units	2523
Ultrasonic Examination in Lieu of Radiography	2235

**INDEX OF MATERIAL SPECIFICATIONS
REFERRED TO IN CASES**

ASME Specification	
SA-20/SA-20M	2364, 2451
SA-105	1876, 2624
SA-106	1876, 2624
SA-181	1876
SA-182	2038, 2127, 2146, 2151, 2179, 2180, 2195, 2199, 2304, 2224, 2245, 2304, 2327, 2418, 2445, 2458, 2488, 2514, 2543, 2577, 2605, 2617, 2630
SA-182 Grade F11	1876
SA-182 Grade F22	1876
SA-193	2445
SA-194	2445
SA-210	1876
SA-213/SA-213M	1876, 2115, 2127, 2146, 2179, 2180, 2196, 2199, 2224, 2304, 2327, 2328, 2353, 2450, 2458, 2512, 2577, 2581, 2591, 2598, 2630, 2639
SA-216	1876
SA-217	1876, 2192
SA-234	2327, 2630
SA-240	2068, 2127, 2146, 2195, 2197, 2224, 2245, 2295, 2304, 2345, 2418, 2427, 2445, 2450, 2458, 2488, 2503, 2534, 2543, 2546, 2577, 2582, 2603, 2617, 2620, 2621, 2634
SA-240 Type/Grade 304	2596
SA-240 Type/Grade 304L	2571, 2596
SA-240 Type/Grade 304N	2596
SA-240 Type/Grade 410S	2555
SA-240 Type/Grade 904L	2546
SA-240 Type 316	2393, 2401, 2596
SA-240 Type 316L	2437, 2571, 2596
SA-240 Type 316LN	2596
SA-240 Type 316N	2596
SA-249	2146, 2195, 2224, 2304, 2445, 2450, 2458, 2577, 2617
SA-266	1876
SA-268	2419
SA-278 Class 30	2329
SA-278 Grades 20, 25, 30, and 35	1849
SA-299/SA-299M	2364, 2576, 2624
SA-302	2576
SA-312	2127, 2146, 2195, 2196, 2224, 2304, 2326, 2445, 2450, 2458, 2577, 2591, 2617, 2634
SA-334 Grade 8	2344
SA-335	2179, 2180, 2199, 2327, 2353, 2440, 2630
SA-335 Grades P11 and P22	1876
SA-336	2151, 2327, 2514, 2577, 2605, 2630
SA-336 Grades F22 and F22A	1876

Subject	Case
SA-350 Grade LF2	2606, 2624
SA-351 Grade CK3MCuN	1750
SA-352 Grade LCC	1750
SA-358	2445, 2617
SA-369	2179, 2327
SA-370	2349, 2563, 2621
SA-372	2016, 2300
SA-376	2096, 2127, 2146
SA-387	2180, 2576, 2630
SA-388	2155, 2156
SA-403	2146, 2195, 2224, 2304, 2315, 2445, 2450, 2577, 2617, 2634
SA-409	2146, 2445, 2617
SA-414/SA-414M	2619
SA-420 Grade WPL6	2607
SA-423	2494
SA-426	2192
SA-435/SA-435M	2621
SA-450	2494
SA-451	2456
SA-453	2610
SA-479	2127, 2146, 2224, 2245, 2295, 2304, 2418, 2445, 2450, 2458, 2488, 2543, 2577, 2617
SA-487	2073
SA-508	2151, 2410, 2489, 2630
SA-508 Grade 4N, Classes 1 and 2	2280
SA-516/SA-516M	2296, 2576, 2624
SA-541	2151, 2514, 2605, 2630
SA-542	2514, 2605, 2630
SA-553	2335
SA-557	2313
SA-564 Type 630	2277
SA-612	2377, 2624
SA-688	2313
SA-693 Type 630	2223, 2277
SA-703	2192
SA-705 Type 630	2223, 2277
SA-705 Type XM-12	2281, 2416, 2567
SA-736/SA-736M	1932
SA-789	2245, 2295, 2488, 2496, 2503, 2543, 2586, 2603, 2620
SA-790	2245, 2295, 2488, 2496, 2503, 2543, 2586, 2582, 2603, 2620
SA-803	2313
SA-813	2617
SA-814	2445, 2617
SA-815	2245, 2488
SA-832	2151, 2514, 2605
SA-841	2451
SA-905	2461
SA-965	2127, 2224
SA-995	2402
SA-995 Grade CD-4MCuN	1750, 2244
SA-1017/SA-1017M	2199, 2327
SA/EN 10028-2	2498
SA/EN 10028-3	2611, 2624
SB-42	2570
SB-43	2172
SB-75	2362, 2570
SB-108	2153, 2239
SB-111	2570
SB-148	2618



Subject	Case	Subject	Case
SB-152	2362, 2513, 2570	SB-709	1325
SB-160	2249	SB-751	1936
SB-161	2249	SB-861	2426, 2497, 2532, 2634
SB-162	2249	SB-862	2426, 2497, 2532
SB-163	1325, 1827, 2249, 2357, 2359	SD-570	2613, 2614
SB-166	1827, 2359, 2481	SFA-5.5	2514
SB-167	1827, 2359, 2481, 2629	SFA-5.9	2127
SB-168	1827, 2359, 2481	SFA-5.11	2115
SB-187	2362	SFA-5.14	2115, 2581
SB-209	2432, 2563	SFA-5.23	2514
SB-210	2432, 2545, 2563	SFA-5.28	2514
SB-211	2432		
SB-221	2432, 2502, 2563, 2573	ASTM Specification	
SB-241/SB-241M	2432, 2501, 2545, 2628	A 29	1750
SB-247	2478, 2616	A 108-88 Grades 1016, 1018, 1020, 1117, 1118, 1137, 1141, 1215, and 12L14	1750
SB-249	1750	A 126-84	1750
SB-265	2426, 2497, 2532, 2634	A 180	2637
SB-308/SB-308M	2563	A 182	2637
SB-338	2426, 2497, 2532	A 213/A 213M	2430, 2639
SB-348	2426, 2497, 2532	A 240/A 240M	2430, 2636, 2637
SB-363	2426, 2497, 2532, 2634	A 271	2196
SB-366	1924, 2063, 2120, 2226, 2249, 2276, 2315, 2359, 2385, 2481, 2553	A 314-87 Type 303	1750
SB-367	1993, 2641	A 351 Grade CK3MCuN	1750
SB-381	2426, 2497, 2532	A 401/A 401M	2516, 2609
SB-395	2570	A 414/A 414M-07	2619
SB-407	1325, 2357	A 479	2637
SB-408	1325, 2315	A 480/A 480M	2636
SB-409	1325, 2315	A 494-87a Grade CY-40	1750
SB-423	1936	A 494-87a Grade CZ-100	1750
SB-424	1936	A 494-87a Grade M-35	1750
SB-425	1936	A 514-00a	2515
SB-435	2063, 2385, 2553	A 542-95	2151
SB-443	1935, 2217, 2276, 2468, 2632	A 553M-95	2335
SB-444	1935, 2217, 2468, 2612	A 576	2500
SB-446	1935, 2217, 2468	A 576-87 Grades 1040, 1042, 1045, and 1117	1750
SB-462	2120, 2481, 2359	A 582 Types 303 and 416	1750
SB-515	1325	A 672-06	2576
SB-516	2359, 2481	A 691-98	2576
SB-517	2359, 2481	A 736M Grade A	1932
SB-543	2268	A 744 Grade CK3MCuN	1750
SB-551	2634	A 789	2637
SB-564	1949, 2063, 2217, 2226, 2315, 2359, 2362, 2385, 2468, 2481, 2553	A 790	2637
SB-572	2063, 2385, 2553	A 815	2637
SB-574	1924, 2226	A 841M-95 ^e	2130
SB-575	1924, 2226	A 859M-95	1932
SB-619	1924, 2063, 2226, 2385, 2553	A 999	2096
SB-622	1924, 2063, 2226, 2385, 2553	B 16-85	1750
SB-625	2120, 2585	B 21-83b	1750
SB-626	1924, 2063, 2226, 2385, 2553	B 26M-97	2344
SB-637	1993, 2222	B 43	2172
SB-649	2120, 2585	B 85-84	1750
SB-658	2634	B 148-93a	2230
SB-668	1325	B 154	1750
SB-673	2120, 2585	B 163	2315
SB-674	2120, 2585	B 170	2362
SB-676	2313	B 176-79	1750
SB-677	2120, 2585	B 211-88	1750
SB-691	2526	B 247-02a	2616
SB-704	1936, 2276, 2632	B 248-01	2404
SB-705	2276	B 249-01	2404
		B 265	2425



Subject	Case	Subject	Case
B 283-86	1750	E 112	2430
B 338	2425	E 602	2563
B 348	2425	E 1002-96	2324
B 365	1750	E 1475	2476
B 366-81	1924	E 1820	2127
B 367	2631	E 1921	2564
B 371-84a	1750	F 486-06	2588
B 381	2425		
B 392	1750		
B 393	1750	AWS Specification	
B 407	2315, 2518	A5.9	2473
B 441-02	2404	A5.11	2143
B 444-04	2520	A5.14	2142
B 444-06	2612	A5.29	2297
B 453	1750		
B 464	2120	International Specification	
B 514	2315	BS EN1706	2382, 2483
B 515	2315	BS EN10028-3	2477
B 534-01	2404	BS EN12164	1750
B 557	2563	BS EN12165	1750
B 584-88	1750	EN 515	2627
B 673	2120	EN 573-3	2627
B 677	2120	EN 755-1	2627
B 708	1750	EN 10002-1	2627
B 752	2633	EN 10025-2: 2004	2524
B 858M	1750	EN 10028-3: 2003	2594, 2624
B 861	2425	EN 10204	2524
B 862	2425	UNI 9006-1	2627
D 445-01	2390, 2579		
D 1045-95(2001)	2390, 2579		
D 1652-97	2390, 2579		
D 2196-99	2390, 2579		
D 2290-00	2390, 2579		
D 2343-95	2390, 2579		
D 2344/D 2344M-00 ^{e1}	2390, 2579		
D 2471-99	2390, 2579		
D 2583-95(2001) ^{e1}	2390, 2579		
D 2584-94	2390, 2579		
D 3171-99	2390, 2579		
D 4018-99(2004)	2579		
D 4349-93	2411		
E 3	2621		
E 45	2461		
E 338	2563		
		CHARTS FOR VESSELS UNDER EXTERNAL PRESSURE	
		Figs. 1/1M Chart for Determining Shell Thickness of Components Under External Pressure Developed for Titanium Grade 38 . . .	2532
		Fig. 1 Chart for Determining Shell Thickness of Components Under External Pressure When Constructed of Alloy C17510	2404
		Figs. 1/1M Chart for Determining Shell Thickness of Components Under External Pressure When Constructed of Alloy UNS S31060	2430
		Figs. 1/1M Chart for Determining Shell Thickness of Components Under External Pressure When Constructed of Alloy UNS S31277	2458
		Fig. 1 Chart for Determining Shell Thickness of Cylindrical and Spherical Vessels Under External Pressure When Constructed of Austenitic Stainless Steel UNS S34565	2146
		Figs. 1/1M External Pressure Chart	2497



Approval Date: June 23, 2005

Code Cases will remain available for use until annulled
by the applicable Standards Committee.

Case 1325-18
Nickel-Iron-Chromium Alloys 800 and 800H
(UNS N08800 and N08810) and Nickel-Iron-Chromium-Molybdenum-Copper Low-Carbon Alloy (UNS N08028)
Section I

Inquiry: May Nickel-Iron-Chromium Alloys 800 and 800H (UNS N08800 and N08810) and nickel-iron-chromium-molybdenum-copper low-carbon alloy UNS N08028 conforming to the specifications listed in Table 1 be used for water wetted service in Section I construction?

Reply: It is the opinion of the Committee that nickel-iron-chromium and nickel-iron-chromium-molybdenum-copper low-carbon alloy forms as shown in Table 1 may be used for water wetted service in Section I construction provided the following requirements are met.

(a) The maximum allowable design stress shall not exceed that shown in Table 1B of Section II, Part D.

(b) Welded fabrication shall conform to the applicable requirements of Section I.

(1) The procedure and performance qualifications shall be conducted as prescribed in Section IX, except that the tensile strength of the reduced section specimen shall not be less than the minimum tensile strength of the materials specified in the Inquiry.

(2) Welding on N08800 and N08810 shall be done by any welding process or combination of processes capable of meeting the requirements. Welding on N08028 shall be by the gas tungsten arc process only.

(3) Welds that are exposed to corrosive action of the contents of the vessel should have a resistance to corrosion equal to that of the base metal. The use of filler metal that will deposit weld metal with practically the same composition as the material joined is recommended. When the manufacturer is of the opinion that a physically better joint can be made by departure from these limits, filler metal of a different composition may be used provided the strength of the weld metal at the operating temperature is not appreciably less than that of the high-alloy material to be welded, and user is satisfied that its resistance to corrosion is satisfactory for the intended service.

TABLE 1
PRODUCT SPECIFICATIONS

Form	Specification
UNS N08800 and N08810	
Seamless condenser and heat exchanger tubes	SB-163
Rod and bars	SB-408
Seamless pipe and tube	SB-407
Plate, sheet, and strip	SB-409
Welded tubes	SB-515
UNS N08028	
Seamless tubes	SB-668
Plate, sheet, and strip	SB-709

(4) Where welding repair of a defect is required, it shall be followed by reexamination as required in PW-11. Where a defect is removed and welding repair is not necessary, care shall be taken to contour the surface so as to eliminate any sharp notches or corners. The contoured surface shall then be reinspected by the same means originally used for locating the defect to be sure it has been completely removed.

(5) When these materials are cold formed, the rules of Section I, para. PG-19 shall apply for alloys N08800 and N08810. Other than these requirements, any other heat treatment after forming or fabrication is neither required nor prohibited, but if heat treatment is applied to alloy N08028, it shall be performed at 1975°F–2085°F (1080°C–1140°C) followed by rapid cooling.

(c) This Case number shall be shown on the Data Report.

CAUTIONARY NOTE: Austenitic alloys are subject to stress corrosion cracking, intergranular attack, pitting and crevice corrosion when used in boiler applications in aqueous environments. Factors that affect the susceptibility of these materials are applied or residual stress, water chemistry and deposition of solids, and material condition. Susceptibility to attack is enhanced when the material is used in a sensitized condition, or with residual cold work. Concentration of corrosive agents (e.g. chlorides, caustic, or reduced sulfur species) can occur under deposits formed on the surface of these materials, and can result in severe underdeposit wastage or cracking. For successful operation in water environments, careful attention must be paid to continuous control of water chemistry.

The Committee's function is to establish rules of safety, relating only to pressure integrity, governing the construction of boilers, pressure vessels, transport tanks and nuclear components, and inservice inspection for pressure integrity of nuclear components and transport tanks, and to interpret these rules when questions arise regarding their intent. This Code does not address other safety issues relating to the construction of boilers, pressure vessels, transport tanks and nuclear components, and the inservice inspection of nuclear components and transport tanks. The user of the Code should refer to other pertinent codes, standards, laws, regulations or other relevant documents.

