

Australian Standard 2645—1983

INFORMATION PROCESSING FLOWCHART SYMBOLS AND CONVENTIONS



STANDARDS ASSOCIATION OF AUSTRALIA
Incorporated by Royal Charter



This Australian standard was prepared by Committee IS/1, Information Processing Systems. It was approved on behalf of the Council of the Standards Association of Australia on 28 June 1983 and published on 5 September 1983.

The following interests are represented on Committee IS/1:

Australian Banks Payment Systems Committee
Australian Bureau of Statistics
Australian Computer Equipment Suppliers Association
Australian Computer Services Association
Australian Computer Users Association
Australian Electrical and Electronic Manufacturers Association
Australian Public Service Board
CSIRO, Division of Computing Research
Department of Defence
Life Insurance Federation of Australia
National Library of Australia
Office Equipment Industry Association of Australia
Public Service Board, N.S.W.
Qantas Airways Limited
Telecom Australia
Universities and Colleges

To keep abreast of progress in industry, Australian standards are subject to continuous review and are kept up-to-date by the issue of amendments or new editions as necessary. It is important therefore that standards users ensure that their standards are up-to-date. Full details of all SAA publications will be found in the Annual List of Australian Standards; these details are supplemented by listings in the SAA monthly journal 'The Australian Standard'. Information on the Annual List and 'The Australian Standard' may be obtained from any sales office of the Association, where details are also available of the current status of individual standards. Suggestions for improvements to published standards, addressed to the head office of the Association, are welcomed.

AUSTRALIAN STANDARD

**INFORMATION PROCESSING
FLOWCHART SYMBOLS
AND CONVENTIONS**

AS 2645—1983

First published (as AS X2)	1969
Revised and issued as AS 2645	1983

**PUBLISHED BY THE STANDARDS ASSOCIATION OF AUSTRALIA
STANDARDS HOUSE, 80 ARTHUR ST, NORTH SYDNEY, N.S.W.**

ISBN 0 7262 3093 6



AUG 1983

PREFACE

This standard was prepared by the Association's Committee on Information Processing Systems as a revision of AS X2—1969, which it accordingly supersedes.

It specifies graphical symbols for use in flowcharts for information processing systems and gives conventions for incorporating these symbols in flowcharts.

This standard is based on ISO 1028, Flowchart Symbols, and ISO 2636, Information Processing—Conventions for Incorporating Flowchart Symbols in Flowcharts, published by the International Organization for Standardization, and with which it is technically identical. Acknowledgement is made of the assistance received from these sources.

It should be noted that ISO is at present revising ISO 1028 and ISO 2636 and intending to publish a new standard which would incorporate both of these existing standards and specify documentation symbols and conventions for data, program and system flowcharts, program network charts and systems resources charts. Since this work will not be completed in the near future, it was decided to publish this Australian standard. However, when the new ISO standard is published (as ISO 5809), this standard will be revised to take account of the changes and additions in the new ISO standard.

7085051

©Copyright — STANDARDS ASSOCIATION OF AUSTRALIA 1983

Users of standards are reminded that copyright subsists in all SAA publications. No part of this publication may be reproduced, stored in a retrieval system in any form or transmitted by any means without prior permission in writing of the Standards Association of Australia.

STANDARDS ASSOCIATION OF AUSTRALIA

Australian Standard

for

INFORMATION PROCESSING—FLOWCHART SYMBOLS AND CONVENTIONS

1 SCOPE. This standard sets out symbols to be used in information processing documentation and gives guidance on the conventions for incorporating such symbols in flowcharts.


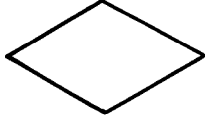



2 APPLICATION. The graphical symbols included in this standard are intended to represent on flowcharts both—

- (a) the sequence of operations; and
- (b) the flow of data and paperwork of information processing systems.

This standard does not cover—

- (i) identifying, descriptive or explanatory information written inside or adjacent to a symbol; or
- (ii) pictorial type flowcharts that utilize pictures or drawings to depict a system.

3 FLOWCHART SYMBOLS.

<p>1 process This symbol represents any kind of processing functions, e.g. the process of executing a defined operation or group of operations resulting in a change in value, form, or location of information, or in the determination of which of several flow connections is to be followed.</p>	
<p>2 decision This symbol represents a decision or switching type operation that determines which of a number of alternative paths is to be followed.</p>	
<p>3 preparation This symbol represents modification of an instruction or group of instructions which change the program itself, e.g. set a switch, modify an index register, and initialize a routine.</p>	
<p>4 predefined process This symbol represents a named process consisting of one or more operations or program steps that are specified elsewhere, e.g. sub-routine.</p>	
<p>5 manual operation This symbol represents any offline process geared to the speed of a human being, without using mechanical aid.</p>	
<p>6 auxiliary operation This symbol represents an offline operation performed on equipment not under direct control of the central processing unit.</p>	