

Specification for Bonded Flexible Pipe

API SPECIFICATION 17K
THIRD EDITION, AUGUST 2017

EFFECTIVE DATE: FEBRUARY 1, 2018



AMERICAN PETROLEUM INSTITUTE

Special Notes

API publications necessarily address problems of a general nature. With respect to particular circumstances, local, state, and federal laws and regulations should be reviewed.

Neither API nor any of API's employees, subcontractors, consultants, committees, or other assignees make any warranty or representation, either express or implied, with respect to the accuracy, completeness, or usefulness of the information contained herein, or assume any liability or responsibility for any use, or the results of such use, of any information or process disclosed in this publication. Neither API nor any of API's employees, subcontractors, consultants, or other assignees represent that use of this publication would not infringe upon privately owned rights.

API publications may be used by anyone desiring to do so. Every effort has been made by the Institute to assure the accuracy and reliability of the data contained in them; however, the Institute makes no representation, warranty, or guarantee in connection with this publication and hereby expressly disclaims any liability or responsibility for loss or damage resulting from its use or for the violation of any authorities having jurisdiction with which this publication may conflict.

API publications are published to facilitate the broad availability of proven, sound engineering and operating practices. These publications are not intended to obviate the need for applying sound engineering judgment regarding when and where these publications should be utilized. The formulation and publication of API publications is not intended in any way to inhibit anyone from using any other practices.

Any manufacturer marking equipment or materials in conformance with the marking requirements of an API standard is solely responsible for complying with all the applicable requirements of that standard. API does not represent, warrant, or guarantee that such products do in fact conform to the applicable API standard.

Copyright © 2017 American Petroleum Institute. All rights reserved. No part of this work may be reproduced, translated, stored in a retrieval system, or transmitted by any means, electronic, mechanical, photocopying, recording, or otherwise, without prior written permission from the publisher. Contact the Publisher, API Publishing Services, 1220 L Street, NW, Washington, DC 20005.

Foreword

Nothing contained in any API publication is to be construed as granting any right, by implication or otherwise, for the manufacture, sale, or use of any method, apparatus, or product covered by letters patent. Neither should anything contained in the publication be construed as insuring anyone against liability for infringement of letters patent.

Shall: As used in a standard, “shall” denotes a minimum requirement in order to conform to the specification.

Should: As used in a standard, “should” denotes a recommendation or that which is advised but not required in order to conform to the specification.

This document was produced under API standardization procedures that ensure appropriate notification and participation in the developmental process and is designated as an API standard. Questions concerning the interpretation of the content of this publication or comments and questions concerning the procedures under which this publication was developed should be directed in writing to the Director of Standards, American Petroleum Institute, 1220 L Street, NW, Washington, DC 20005. Requests for permission to reproduce or translate all or any part of the material published herein should also be addressed to the director.

Generally, API standards are reviewed and revised, reaffirmed, or withdrawn at least every five years. A one-time extension of up to two years may be added to this review cycle. Status of the publication can be ascertained from the API Standards Department, telephone (202) 682-8000. A catalog of API publications and materials is published annually by API, 1220 L Street, NW, Washington, DC 20005.

Suggested revisions are invited and should be submitted to the Standards Department, API, 1220 L Street, NW, Washington, DC 20005, standards@api.org.

Currently in preview, click buy full version

Contents

	Page
1 Scope	1
2 Normative References	1
3 Terms, Definitions, and Abbreviations	4
3.1 Terms and Definitions	4
3.2 Symbols and Abbreviations	12
4 Functional Requirements	14
4.1 Purchasing	14
4.2 General Design Parameters	15
4.3 Internal Fluid Parameters	15
4.4 External Environment	19
4.5 System Requirements	19
5 Section Design Requirements	22
5.1 Loads and Load Effects	22
5.2 Pipe Design Methodology	25
5.3 Pipe Structure Design	27
5.4 System Design Requirements	33
6 Materials	37
6.1 Material Requirements	37
6.2 Testing Requirements	42
6.3 Quality Assurance Requirements	50
7 Manufacturing Requirements	51
7.1 Quality Assurance Requirements	51
7.2 Carcass	53
7.3 Preparation of Compound and Calendering	53
7.4 Elastomer Winding	54
7.5 Reinforcement Armor Layer	55
7.6 Insulation Layers	56
7.7 End Fitting	56
7.8 Curing Process	57
7.9 Processes Requiring Validation	58
7.10 Manufacturing Tolerances	60
7.11 Repairs	60
8 Documentation	61
8.1 General	61
8.2 Pipe Datasheet	62
8.3 Design Premise	62
8.4 Design Load Report	62
8.5 Design Report	62
8.6 Manufacturing Quality Plan	64
8.7 Fabrication Specification	64
8.8 As-built Documentation	65
8.9 Operation Manual	65
9 Factory Acceptance Tests (FATs)	66
9.1 General	66
9.2 Gauge Test	67

Contents

	Page
9.3 Hydrostatic Pressure Test	68
9.4 Electrical Continuity and Electrical Isolation Tests	69
9.5 Kerosene Test	70
9.6 Vacuum Test	70
9.7 Tensile Test for SWI (Seawater Intake) Pipe	70
10 Marking and Packaging	71
10.1 Marking	71
10.2 Packaging	72
Annex A (informative) API Monogram Program-Use of the Monogram Program by Licensee	73
Annex B (informative) Purchasing G	76
Annex C (informative) Flexible Pipe Datasheet	83
Bibliography	84
Figures	
1 Internal Pressure Definitions	16
Tables	
1 Internal Fluid Parameters	15
2 Internal Pressure Definitions	17
3 Temperature Definitions	18
4 External Environment Parameters	19
5 Flowline and Riser Parameters	22
6 Load Combinations of Load Classes, Load Conditions	23
7 Typical Load Classes	24
8 Flexible Pipe Layer Design Criteria	26
9 End-fitting Permissible Utilization Factors	31
10 System-related Pipe Design Requirements	34
11 Property Requirements Tests for Elastomer Materials	38
12 Property Requirements Tests for Metallic Cables and Strip Materials and Weldments	40
13 Property Requirements Tests for Nonmetallic Reinforcement Materials	41
14 Test Procedures for Elastomer Materials	44
15 Test Procedures for Metallic Materials (Carcass Strip, Reinforcement Cables) and Weldments	46
16 Test Procedures for Nonmetallic Reinforcement Materials	48
17 Minimum Quality Control Test Requirements—Raw Material	50
18 Requirements of Material Specifications	51
19 Minimum Material Quality Control Test Requirements—Compound	54
20 Documentation Requirements for the Design Premise	62
21 Factory Acceptance Test	67
B.1 Flexible Pipe Purchasing Guidelines	76
C.1 Flexible Pipe Datasheet Minimum Requirements	83

Introduction

Users of this specification should be aware that further or differing requirements might be needed for individual applications. This specification is not intended to inhibit a vendor from offering, or the purchaser from accepting, alternative equipment or engineering solutions for the individual application. This may be particularly applicable where there is innovative or developing technology. Where an alternative is offered, the vendor should identify any variations from this specification and provide details.

Figures 1a, 1b, and 1c provide examples of typical bonded flexible pipe covered by this specification.




Figure 1a—Typical Bonded Flexible Pipe—Flowline and Riser

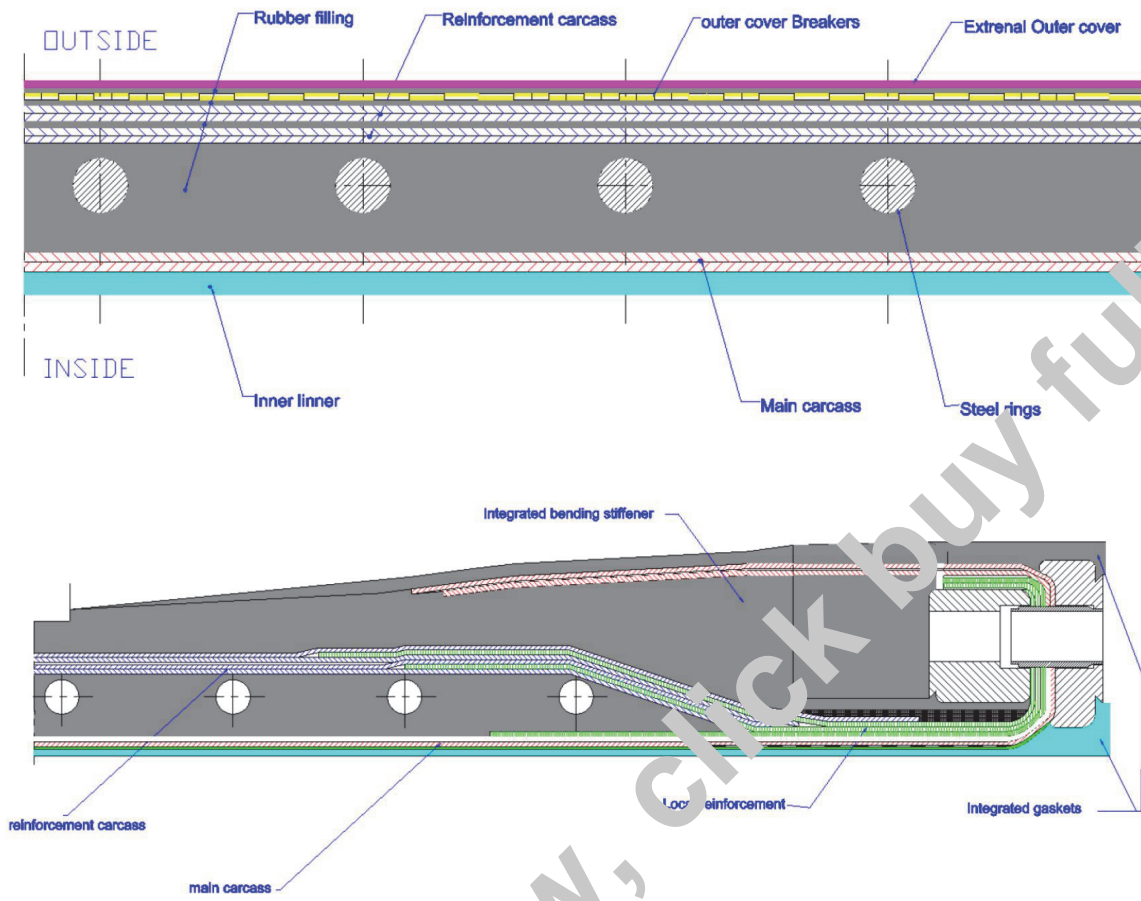


Figure 1b—Typical Bonded Flexible Pipe—Loading and Discharge Hose

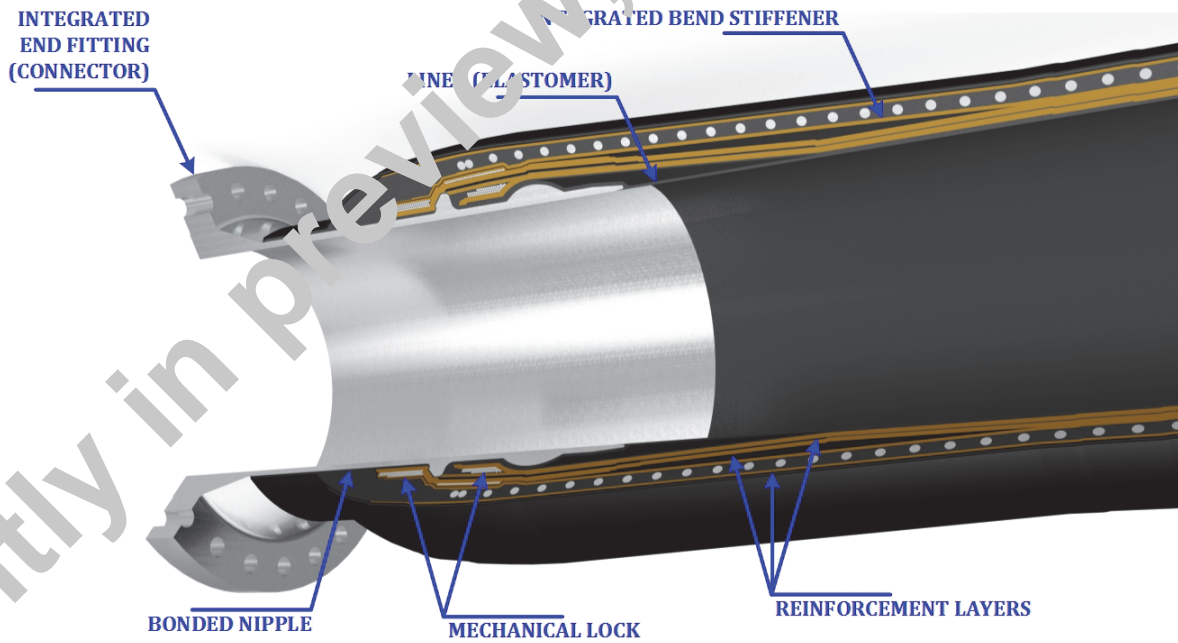
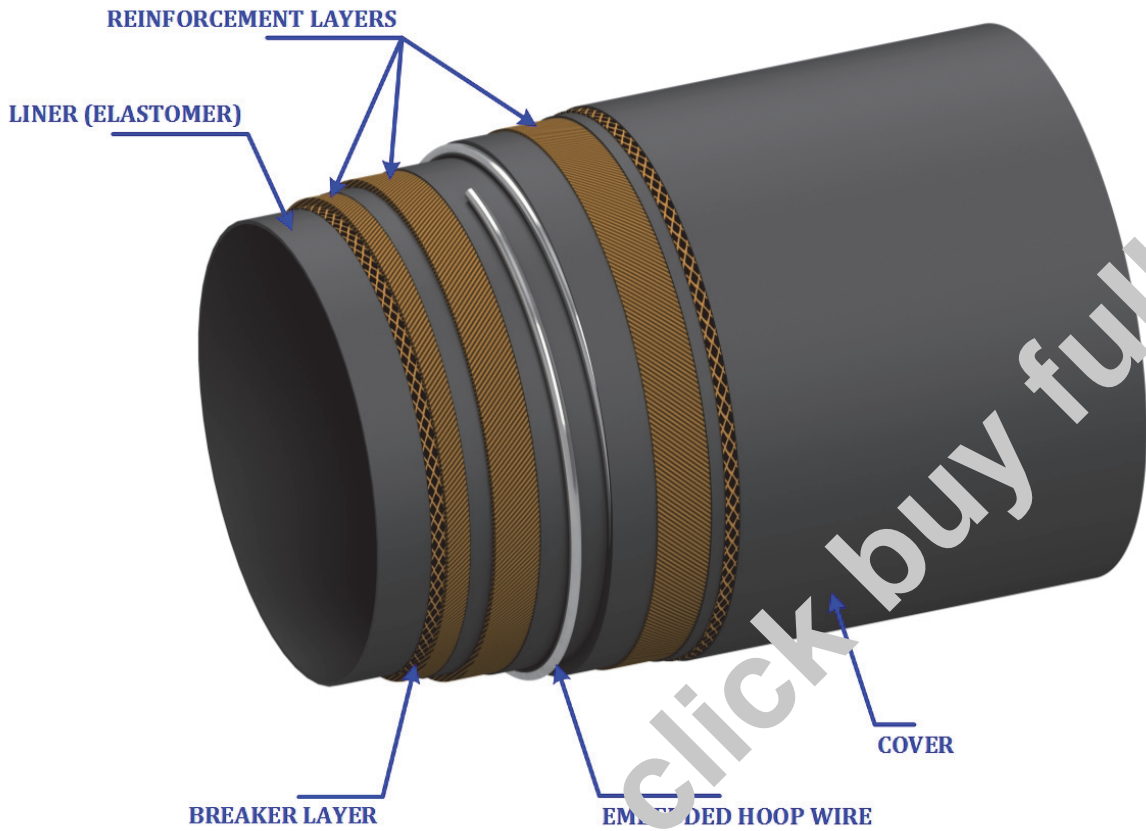


Figure 1c—Typical Bonded Hose—Body and End

Specification for Bonded Flexible Pipe

1 Scope

This specification defines the technical requirements for safe, dimensionally and functionally interchangeable bonded flexible pipes that are designed and manufactured to uniform standards and criteria. See Figure 1 for an explanatory figure on typical bonded flexible pipe.

Minimum requirements are specified for the design, material selection, manufacture, testing, marking, and packaging of bonded flexible pipes, with reference to existing codes and standards where applicable. See API 17B for guidelines on the use of flexible pipes. Refer to API 17L1 and API 17L2 for the specification and recommended practice for ancillary equipment including buoyancy, bend limiters, bell mouths, and non-integral stand-alone bend stiffeners.

This specification applies to bonded flexible pipe assemblies, consisting of segments of flexible pipe body with end fittings or integrated flanges attached to both ends. API 17K does not cover flexible pipes of unbonded structure. See API 17J for guidance on unbonded flexible pipes.

This specification can be applied to flexible pipes that include nonmetallic reinforcing layers. This specification can be applied to a bonded construction pipe that includes a material or layer construction that is covered in API 17J.

Supplementary requirements for loading and discharge hoses can be found in GMPHOM provided they do not contradict those of API 17K.

The applications addressed by API 17K are for sweet and sour service production, including export and injection and seawater intake applications. Production products include oil, gas, water, and injection chemicals. This specification applies to both static and dynamic flexible pipes used as flowlines, risers, jumpers, and offshore loading and discharge hoses.

This specification does not apply to flexible pipe ancillary components. Guidelines for ancillary components are given in API 17L1 and API 17L2. This specification does not apply to flexible pipes for use in choke and kill-line applications. See API 16C for guidance on choke and kill-line applications. This specification can be applied to flexible pipes for pile hammer, gas flare, water supply, and jetting applications, though the effort was made to address the specific and unique technological aspects relating to each of these requirements.

If product is supplied bearing the API Monogram and manufactured at a facility licensed by API, the requirements of Annex A apply.

2 Normative References

The following referenced documents are indispensable for the application of this document. For dated references, only the edition cited applies. For undated references, the latest edition of the referenced document (including any amendments) applies.

API Specification 6A, *Specification for Wellhead and Christmas Tree Equipment*

API Recommended Practice 17B, *Recommended Practice for Flexible Pipe*

API Specification 17D, *Specification for Subsea Wellhead and Christmas Tree Equipment*

API Standard 1104, *Welding of Pipelines and Related Facilities*